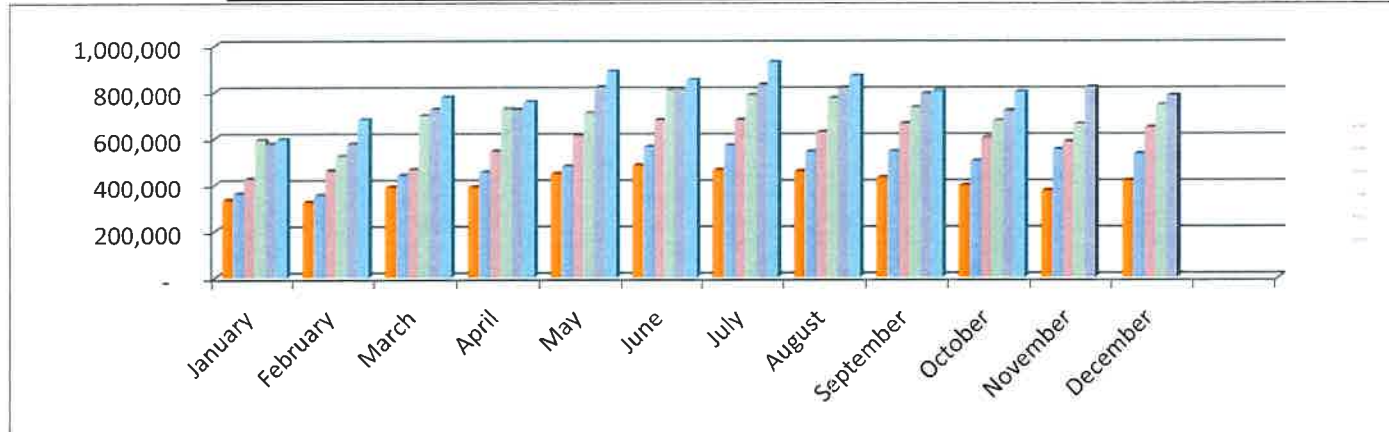


Fremont County, Colorado
Retail Sales Tax Collections
Through October 2023

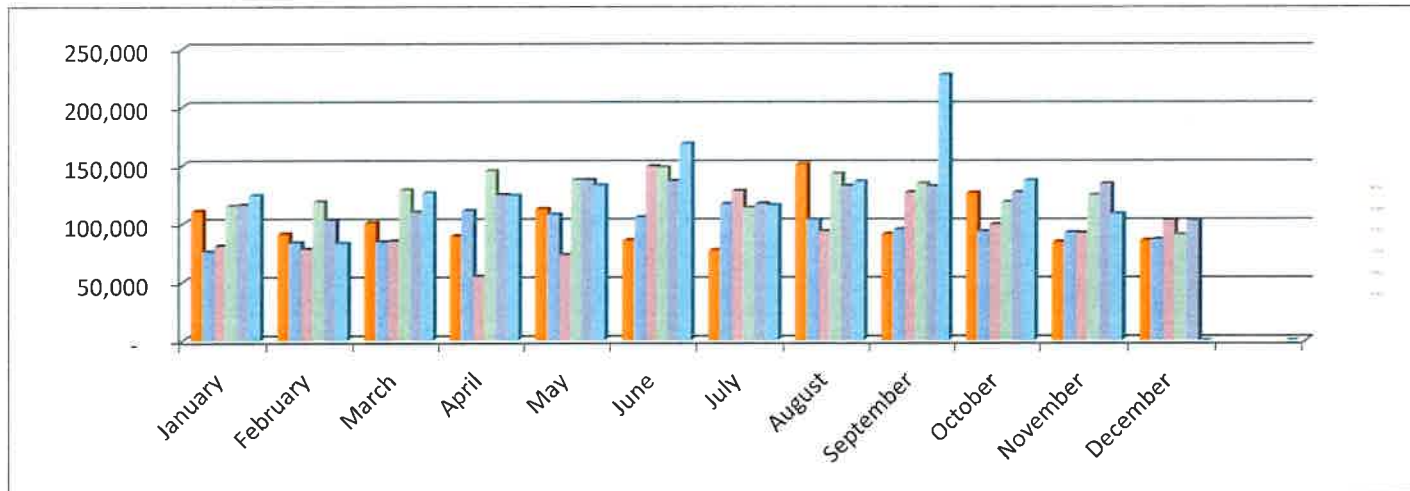
| | 2018 | 2019 | 2020 | 2021 | 2022 | 2023 | 2022-2023 | 2023 Budget |
|------------------|------------------|------------------|------------------|------------------|------------------|------------------|----------------|------------------|
| January | 333,176 | 360,248 | 425,752 | 592,912 | 575,926 | 595,851 | 19,926 | |
| February | 324,747 | 354,110 | 460,433 | 523,766 | 575,755 | 680,384 | 104,629 | |
| March | 388,366 | 441,083 | 465,333 | 697,671 | 725,037 | 777,369 | 52,332 | |
| April | 389,261 | 454,084 | 544,964 | 726,329 | 723,082 | 755,788 | 32,706 | |
| May | 447,659 | 479,743 | 612,024 | 708,272 | 820,761 | 887,734 | 66,973 | |
| June | 483,813 | 563,455 | 679,003 | 805,587 | 814,247 | 850,988 | 36,741 | |
| July | 463,638 | 569,527 | 679,285 | 785,756 | 830,627 | 928,185 | 97,558 | |
| August | 457,772 | 542,948 | 627,461 | 773,004 | 817,316 | 868,079 | 50,763 | |
| September | 431,122 | 542,979 | 663,155 | 732,232 | 791,189 | 803,102 | 11,913 | |
| October | 395,753 | 501,958 | 602,323 | 674,999 | 718,310 | 799,144 | 80,834 | 6,583,333 |
| November | 373,590 | 552,053 | 585,502 | 660,429 | 820,668 | | | |
| December | 418,555 | 532,641 | 646,571 | 743,154 | 783,361 | | | |
| | 4,907,452 | 5,894,830 | 6,991,805 | 8,424,110 | 8,996,279 | 7,946,624 | 554,375 | 1,363,290 |



Fremont County, Colorado

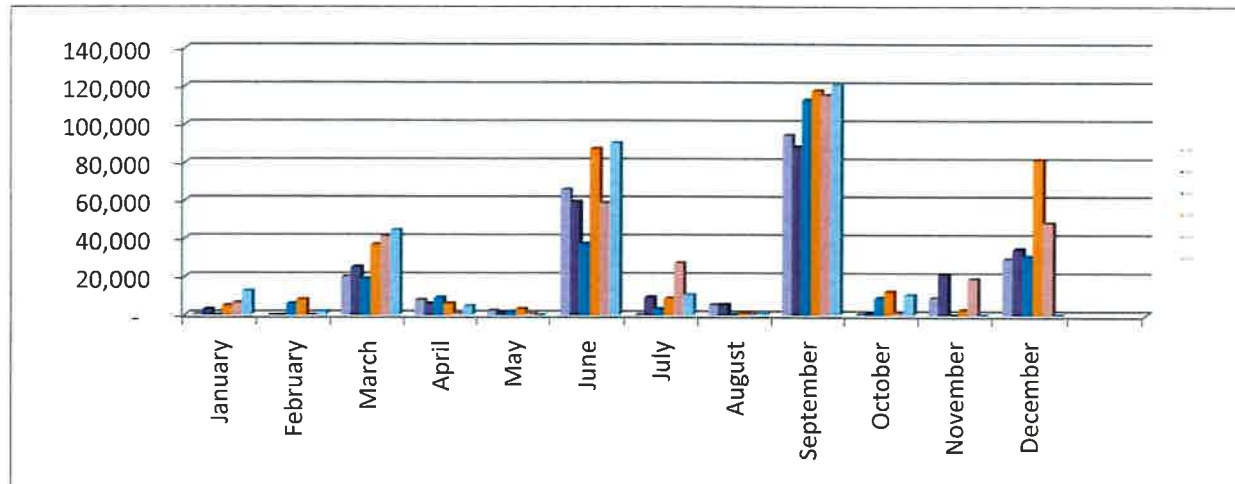
Auto Use Tax Collections Through November 2023

| | 2018 | 2019 | 2020 | 2021 | 2022 | 2023 | 2022-2023 | 2023 Budget |
|------------------|------------------|------------------|------------------|------------------|------------------|------------------|----------------|----------------|
| January | 110,746 | 75,810 | 80,944 | 115,407 | 116,103 | 124,250 | 8,147 | |
| February | 91,173 | 83,505 | 78,006 | 118,570 | 103,075 | 82,933 | (20,142) | |
| March | 100,650 | 84,154 | 84,954 | 128,777 | 109,872 | 126,405 | 16,533 | |
| April | 89,206 | 111,057 | 54,640 | 145,252 | 124,591 | 124,051 | (540) | |
| May | 112,645 | 107,893 | 73,072 | 137,408 | 137,364 | 132,664 | (4,700) | |
| June | 85,544 | 105,577 | 149,045 | 148,120 | 136,504 | 168,397 | 31,893 | |
| July | 77,166 | 116,909 | 127,927 | 113,466 | 117,423 | 115,709 | (1,714) | |
| August | 150,696 | 103,234 | 93,200 | 142,678 | 132,254 | 136,110 | 3,857 | |
| September | 90,931 | 94,698 | 126,580 | 134,254 | 131,773 | 227,497 | 95,724 | |
| October | 126,247 | 92,979 | 99,204 | 118,464 | 126,711 | 136,917 | 10,206 | |
| November | 84,081 | 92,204 | 91,596 | 124,358 | 134,094 | 108,353 | (25,741) | 1,077,083 |
| December | 85,542 | 86,427 | 103,009 | 90,256 | 102,404 | - | - | |
| | 1,204,627 | 1,154,448 | 1,162,178 | 1,517,011 | 1,472,169 | 1,483,286 | 113,523 | 406,203 |



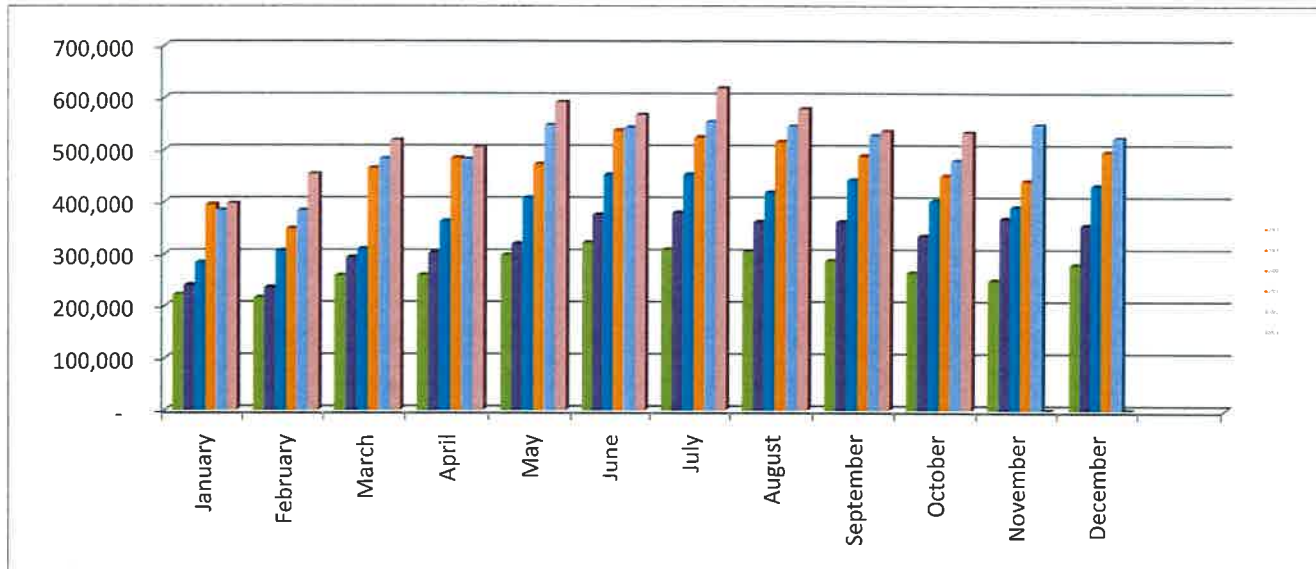
Fremont County, Colorado
Lodging Tax
Through October 2023

| | 2018 | 2019 | 2020 | 2021 | 2022 | 2023 | 2022-2023 |
|------------------|----------------|----------------|----------------|----------------|----------------|----------------|---------------|
| January | 637 | 3,022 | 147 | 4,993 | 6,620 | 12,632 | 6,012 |
| February | 1 | - | 6,051 | 8,236 | 90 | 1,901 | 1,811 |
| March | 20,165 | 25,316 | 18,932 | 36,936 | 41,145 | 44,471 | 3,326 |
| April | 7,910 | 6,009 | 9,088 | 6,144 | 829 | 4,787 | 3,958 |
| May | 2,433 | 1,429 | 1,768 | 3,300 | 815 | - | (815) |
| June | 65,802 | 59,320 | 37,337 | 87,331 | 58,746 | 90,403 | 31,657 |
| July | 188 | 9,285 | 3,285 | 8,908 | 27,259 | 10,609 | (16,650) |
| August | 5,442 | 5,536 | 248 | 1,377 | 611 | 1,015 | 404 |
| September | 94,458 | 88,346 | 112,962 | 117,748 | 115,392 | 120,631 | 5,238 |
| October | 335 | 1,242 | 9,049 | 12,435 | 1,277 | 10,681 | 9,404 |
| November | 9,030 | 21,446 | - | 2,762 | 19,005 | - | - |
| December | 29,505 | 34,579 | 30,683 | 81,518 | 48,200 | - | - |
| | 235,905 | 255,528 | 229,551 | 371,687 | 319,988 | 297,130 | 44,346 |



Fremont County, Colorado
Sheriff - Retail Sales Tax Collections
Through October 2023

| | 2018 | 2019 | 2020 | 2021 | 2022 | 2023 | 2022-2023 | 2023 Budget |
|------------------|------------------|------------------|------------------|------------------|------------------|------------------|----------------|----------------|
| January | 222,117 | 240,166 | 283,835 | 395,275 | 383,951 | 397,234 | 13,283 | |
| February | 216,498 | 236,073 | 306,955 | 349,178 | 383,837 | 453,590 | 69,753 | |
| March | 258,910 | 294,056 | 310,222 | 465,114 | 483,358 | 518,246 | 34,888 | |
| April | 259,507 | 302,723 | 363,309 | 484,219 | 482,055 | 503,852 | 21,797 | |
| May | 298,440 | 319,829 | 408,016 | 472,181 | 547,174 | 591,822 | 44,648 | |
| June | 322,542 | 375,637 | 452,669 | 537,066 | 542,831 | 567,325 | 24,494 | |
| July | 309,092 | 379,685 | 452,856 | 523,837 | 553,751 | 618,790 | 65,038 | |
| August | 305,182 | 361,966 | 418,307 | 515,336 | 544,877 | 578,719 | 33,842 | |
| September | 287,415 | 361,986 | 442,103 | 488,155 | 527,459 | 535,402 | 7,942 | |
| October | 263,836 | 334,639 | 401,548 | 449,999 | 478,873 | 532,762 | 53,889 | 4,750,000 |
| November | 249,060 | 368,035 | 390,335 | 440,286 | 547,112 | - | | |
| December | 279,036 | 355,094 | 431,047 | 495,436 | 522,241 | - | | |
| | 3,271,635 | 3,929,887 | 4,661,203 | 5,616,081 | 5,997,520 | 5,297,743 | 369,574 | 547,743 |



Fremont County, Colorado
Sheriff - Auto Use Tax Collections
Through November 2023

| | 2018 | 2019 | 2020 | 2021 | 2022 | 2023 | 2022-2023 | 2023 Budget |
|------------------|----------------|----------------|----------------|------------------|------------------|----------------|---------------|----------------|
| January | 73,830 | 50,540 | 53,962 | 76,938 | 77,402 | 82,833 | 5,431 | |
| February | 60,782 | 55,670 | 52,004 | 79,047 | 68,717 | 55,288 | (13,429) | |
| March | 67,100 | 56,103 | 56,636 | 85,851 | 97,644 | 84,270 | (13,374) | |
| April | 59,471 | 74,038 | 36,427 | 96,835 | 83,061 | 82,701 | (360) | |
| May | 75,097 | 71,929 | 48,715 | 91,605 | 91,576 | 88,443 | (3,133) | |
| June | 57,030 | 70,385 | 99,363 | 98,747 | 91,003 | 112,265 | 21,262 | |
| July | 51,444 | 77,939 | 85,285 | 75,644 | 78,282 | 77,140 | (1,142) | |
| August | 100,464 | 68,822 | 62,133 | 95,119 | 88,169 | 90,740 | 2,571 | |
| September | 60,621 | 63,132 | 84,387 | 89,502 | 87,849 | 151,665 | 63,816 | |
| October | 84,165 | 61,986 | 66,136 | 78,976 | 84,474 | 91,278 | 6,804 | |
| November | 56,054 | 61,470 | 61,066 | 82,905 | 89,396 | 72,236 | (17,161) | 733,333 |
| December | 57,028 | 57,618 | 68,673 | 60,171 | 68,404 | - | - | |
| | 803,085 | 769,632 | 774,786 | 1,011,341 | 1,005,977 | 988,859 | 51,285 | 255,525 |

