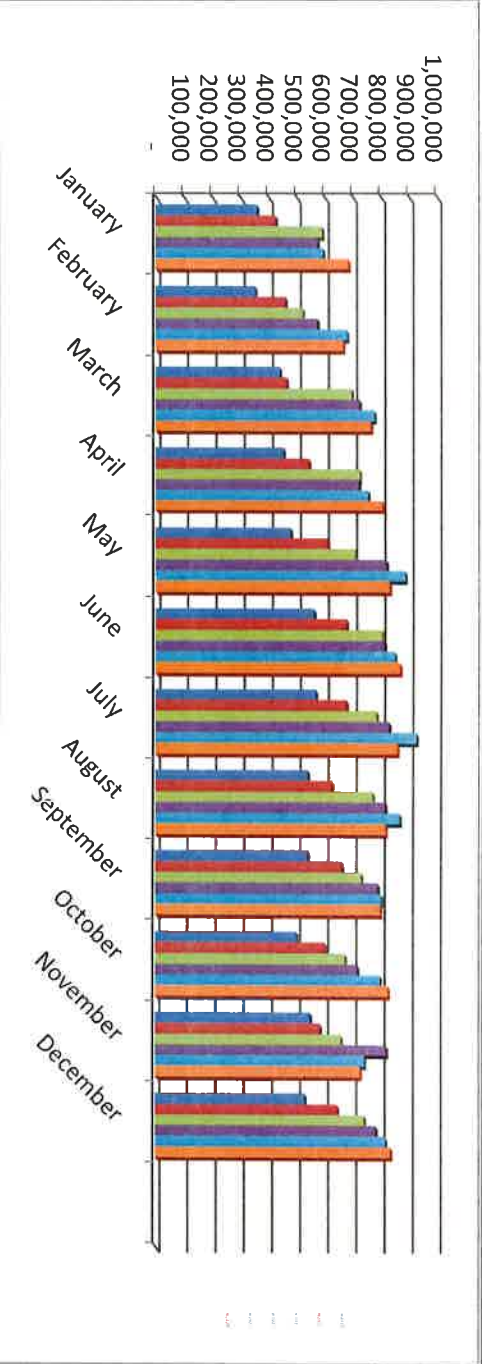


## Fremont County, Colorado Retail Sales Tax Collections Through December 2024

	2019	2020	2021	2022	2023	2024	2023-2024	2024 Budget
January	360,248	425,752	592,912	575,926	595,851	685,214	\$ 89,363	
February	354,110	460,433	523,766	575,755	680,384	666,381	\$ (14,003)	
March	441,083	465,333	697,671	725,037	777,369	764,911	\$ (12,458)	
April	454,084	544,964	726,329	723,082	755,788	805,574	\$ 49,786	
May	479,743	612,024	708,272	820,761	887,733	831,828	\$ (55,905)	
June	563,455	679,003	805,587	814,247	850,988	868,820	\$ 17,832	
July	569,527	679,285	785,756	830,627	928,185	859,789	\$ (68,396)	
August	542,948	627,461	773,004	817,316	868,079	818,467	\$ (49,612)	
September	542,979	663,155	732,232	791,189	803,102	799,535	\$ (3,567)	
October	501,958	602,323	674,999	718,310	799,144	827,490	\$ 28,346	
November	552,053	585,502	660,429	820,668	743,896	727,899	\$ (15,997)	
December	532,641	646,571	743,154	783,361	817,997	836,085	\$ 18,088	\$ 8,250,000
	<b>5,894,830</b>	<b>6,991,805</b>	<b>8,424,110</b>	<b>8,996,279</b>	<b>9,508,516</b>	<b>9,491,993</b>	<b>(16,523)</b>	<b>\$ 1,241,993</b>

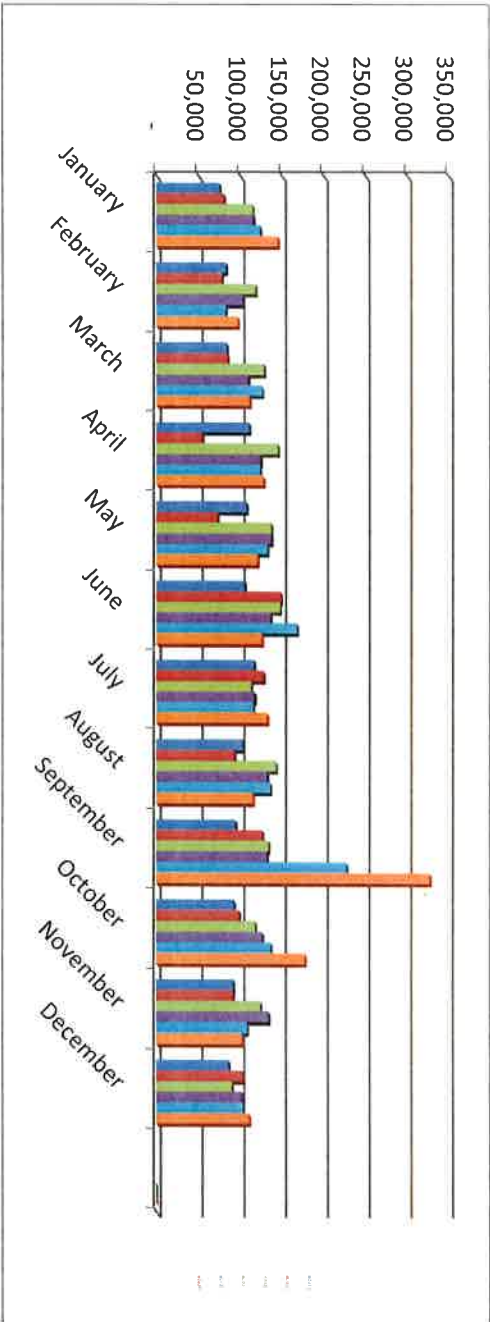


# Fremont County, Colorado

## Auto Use Tax Collections

### Through December 2024

	2019	2020	2021	2022	2023	2024	2023-2024	2024 Budget
January	75,810	80,944	115,407	116,103	124,250	145,404	21,154	
February	83,505	78,006	118,570	103,075	82,933	97,339	14,406	
March	84,154	84,954	128,777	109,872	126,405	111,418	(14,987)	
April	111,057	54,640	145,252	124,591	124,051	127,941	3,890	
May	107,893	73,072	137,408	137,364	132,664	120,930	(11,734)	
June	105,577	149,045	148,120	136,504	168,397	126,208	(42,189)	
July	116,909	127,927	113,466	117,423	115,709	132,364	16,655	
August	103,234	93,200	142,678	132,254	136,110	115,219	(20,891)	
September	94,698	126,580	134,254	131,773	227,497	327,656	100,159	
October	92,979	99,204	118,464	126,711	136,917	177,795	40,878	
November	92,204	91,596	124,358	134,094	108,353	102,048	(6,305)	
December	86,427	103,009	90,256	102,404	103,475	110,985	7,510	\$ 1,275,000
	<b>1,154,448</b>	<b>1,162,178</b>	<b>1,517,011</b>	<b>1,472,169</b>	<b>1,586,761</b>	<b>1,695,307</b>	<b>108,546</b>	<b>420,307</b>

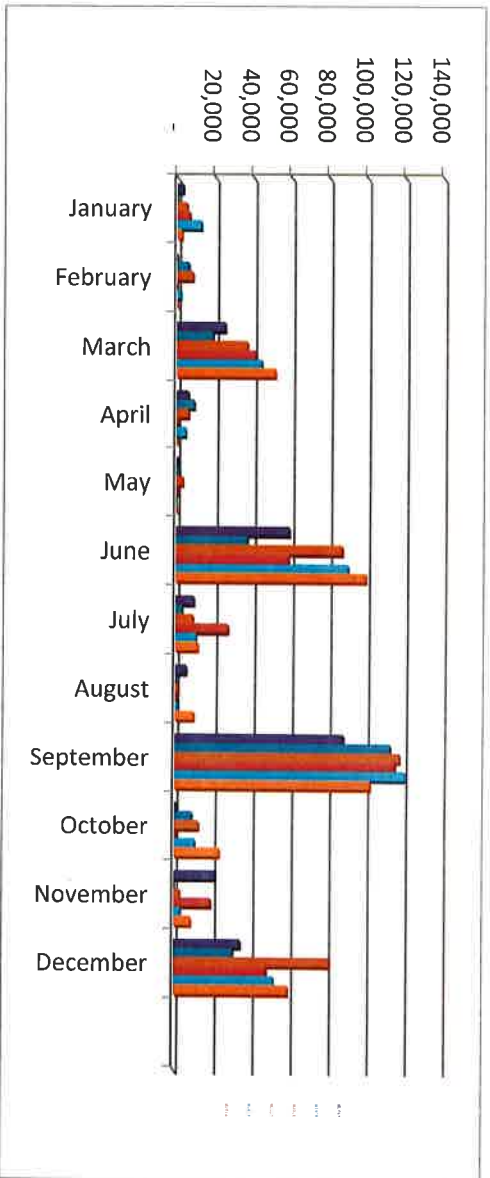


# Fremont County, Colorado

## Lodging Tax

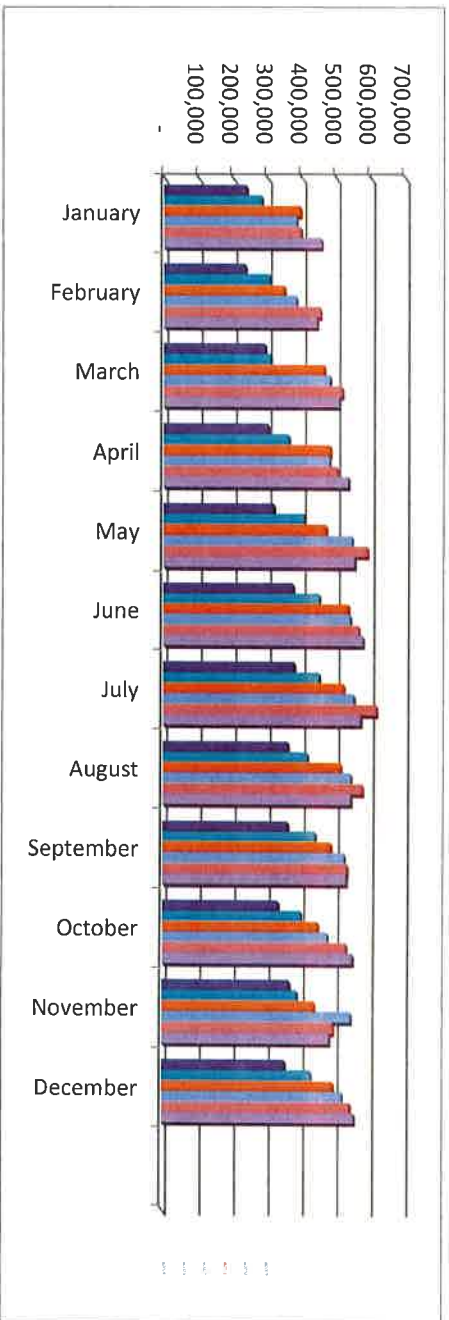
### Through December 2024

	2019	2020	2021	2022	2023	2024	2023-2024	2024
<b>January</b>	3,022	147	4,993	6,620	12,632	2,264	(10,368)	Budget
<b>February</b>	-	6,051	8,236	90	1,901	105	(1,796)	
<b>March</b>	25,316	18,932	36,936	41,145	44,471	51,596	7,125	
<b>April</b>	6,009	9,088	6,144	829	4,787	275	(4,512)	
<b>May</b>	1,429	1,768	3,300	815	-	196	196	
<b>June</b>	59,320	37,337	87,331	58,746	90,403	99,811	9,408	
<b>July</b>	9,285	3,285	8,908	27,259	10,609	11,494	885	
<b>August</b>	5,536	248	1,377	611	1,015	9,599	8,584	
<b>September</b>	88,346	112,962	117,748	115,392	120,631	102,467	(18,164)	
<b>October</b>	1,242	9,049	12,435	1,277	10,681	23,448	12,767	
<b>November</b>	21,446	-	2,762	19,005	3,230	8,530	5,300	
<b>December</b>	34,579	30,683	81,518	48,200	51,965	59,564	7,599	\$ 355,000
	<b>255,528</b>	<b>229,551</b>	<b>371,687</b>	<b>319,988</b>	<b>352,325</b>	<b>369,349</b>	<b>\$ 17,025</b>	<b>14,349</b>



## Fremont County, Colorado Sheriff - Retail Sales Tax Collections Through December 2024

	2019	2020	2021	2022	2023	2024	2023-2024	2024 Budget
January	240,166	283,835	395,275	383,951	397,234	456,809	59,575	
February	236,073	306,955	349,178	383,837	453,590	444,254	(9,336)	
March	294,056	310,222	465,114	483,358	518,246	509,941	(8,305)	
April	302,723	363,309	484,219	482,055	503,852	537,049	33,197	
May	319,829	408,016	472,181	547,174	591,822	554,552	(37,270)	
June	375,637	452,669	537,066	542,831	567,325	579,213	11,888	
July	379,685	452,856	523,837	553,751	618,790	573,193	(45,597)	
August	361,966	418,307	515,336	544,877	578,719	545,644	(33,075)	
September	361,986	442,103	488,155	527,459	535,402	533,023	(2,379)	
October	334,639	401,548	449,999	478,873	532,762	551,660	18,898	
November	368,035	390,335	440,286	547,112	495,931	485,266	(10,665)	
December	355,094	431,047	495,436	522,241	545,332	557,390	12,058	5,725,000
	<b>3,929,887</b>	<b>4,661,203</b>	<b>5,616,081</b>	<b>5,997,520</b>	<b>6,339,005</b>	<b>6,327,994</b>	<b>(11,011)</b>	<b>602,994</b>



## Fremont County, Colorado Sheriff - Auto Use Tax Collections Through December 2024

	2019	2020	2021	2022	2023	2024	2023-2024	2024 Budget
January	50,540	53,962	76,938	77,402	82,833	96,936	14,103	
February	55,670	52,004	79,047	68,717	55,288	64,893	9,605	
March	56,103	56,636	85,851	97,644	84,270	74,279	(9,991)	
April	74,038	36,427	96,835	83,061	82,701	85,294	2,593	
May	71,929	48,715	91,605	91,576	88,443	80,620	(7,823)	
June	70,385	99,363	98,747	91,003	112,265	84,139	(28,126)	
July	77,939	85,285	75,644	78,282	77,140	88,243	11,104	
August	68,822	62,133	95,119	88,169	90,740	76,813	(13,927)	
September	63,132	84,387	89,502	87,849	151,665	218,437	66,773	
October	61,986	66,136	78,976	84,474	91,278	118,530	27,252	
November	61,470	61,066	82,905	89,396	72,236	68,032	(4,204)	
December	57,618	68,673	60,171	68,404	68,984	73,990	5,007	825,000
	<b>769,632</b>	<b>774,786</b>	<b>1,011,341</b>	<b>1,005,977</b>	<b>1,057,842</b>	<b>1,130,206</b>	<b>72,365</b>	<b>305,206</b>

