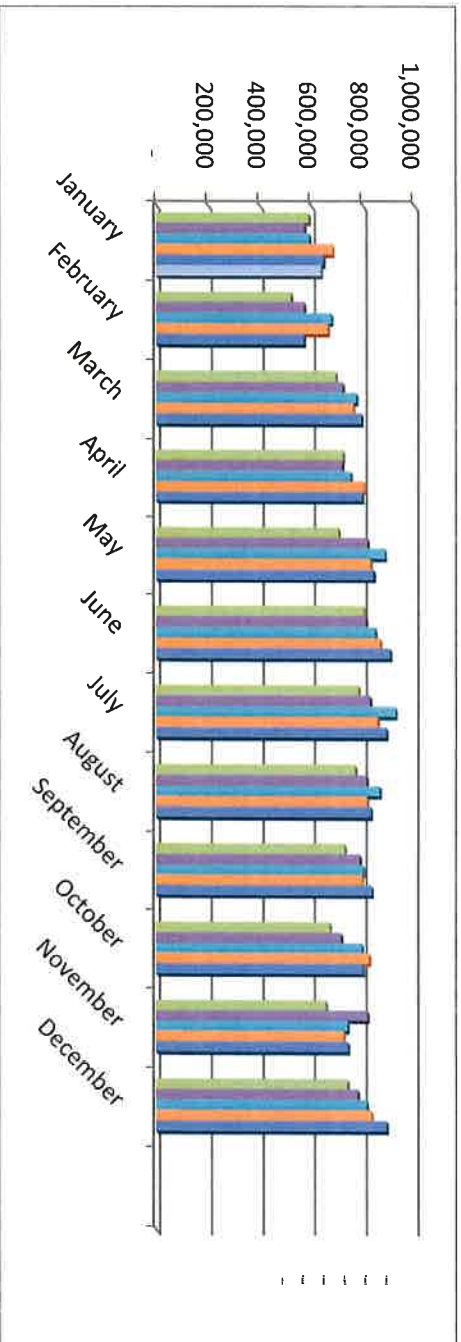


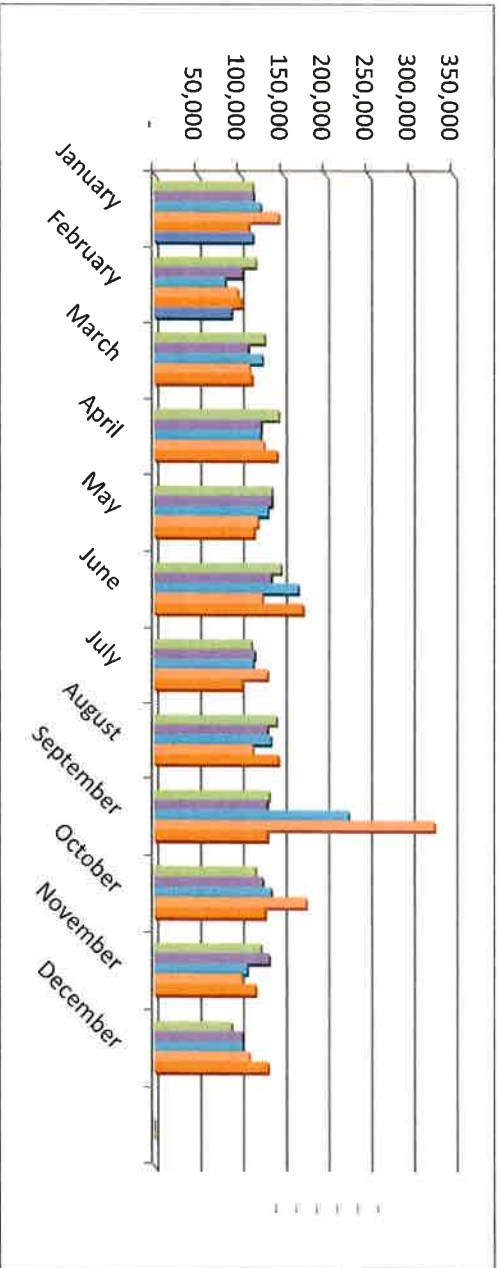
Fremont County, Colorado Retail Sales Tax Collections Through January 2026

	2021	2022	2023	2024	2025	2026	2025-2026	2026
January	592,912	575,926	595,851	685,214	650,653	640,026	\$ (10,627)	\$ 708,333
February	523,766	575,755	680,384	666,381	574,848			
March	697,671	725,037	777,369	764,911	797,548			
April	726,329	723,082	755,788	805,574	800,171			
May	708,272	820,761	887,733	831,828	844,584			
June	805,587	814,247	850,988	868,820	908,412			
July	785,756	830,627	928,185	859,789	893,568			
August	773,004	817,316	868,079	818,467	834,196			
September	732,232	791,189	803,102	799,535	837,272			
October	674,999	718,310	799,144	827,490	802,232			
November	660,429	820,668	743,896	727,899	745,805			
December	743,154	783,361	817,997	836,085	895,473			
	8,424,110	8,996,279	9,508,516	9,491,993	9,584,762	640,026	(10,627)	\$ (68,307)



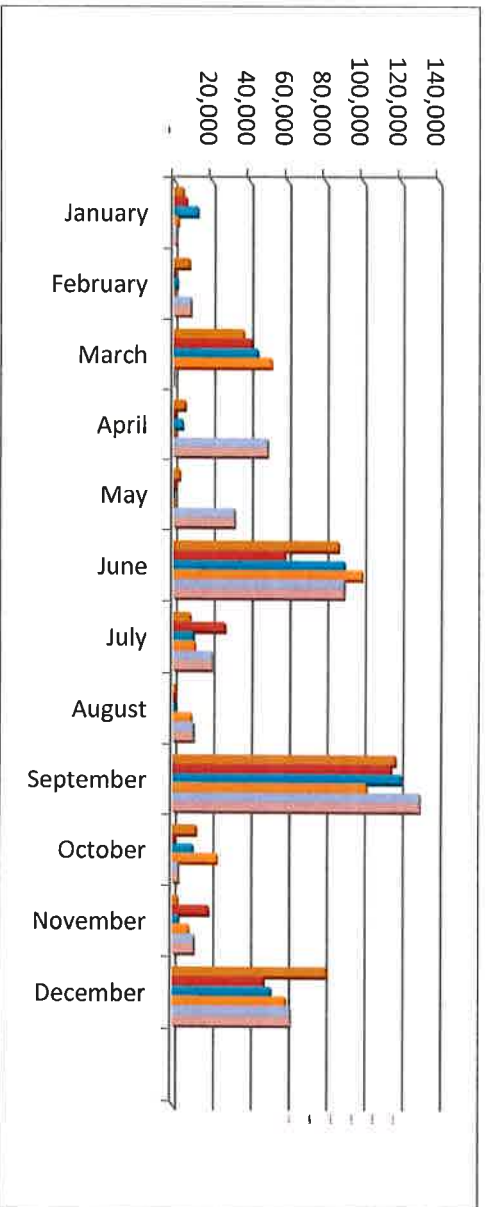
Fremont County, Colorado Auto Use Tax Collections Through February 2026

	2021	2022	2023	2024	2025	2026	2025-2026	2026 Budget
January	115,407	116,103	124,250	145,404	110,659	115,415	4,756	
February	118,570	103,075	82,933	97,339	101,895	90,503	(11,392)	\$ 211,458
March	128,777	109,872	126,405	111,418	114,005			
April	145,252	124,591	124,051	127,941	143,326			
May	137,408	137,364	132,664	120,930	116,599			
June	148,120	136,504	168,397	126,208	174,172			
July	113,466	117,423	115,709	132,364	102,319			
August	142,678	132,254	136,110	115,219	144,936			
September	134,254	131,773	227,497	327,656	132,083			
October	118,464	126,711	136,917	177,795	129,494			
November	124,358	134,094	108,353	102,048	118,186			
December	90,256	102,404	103,475	110,985	132,935			
	1,517,011	1,472,169	1,586,761	1,695,307	1,520,609	205,918	(6,636)	(5,540)



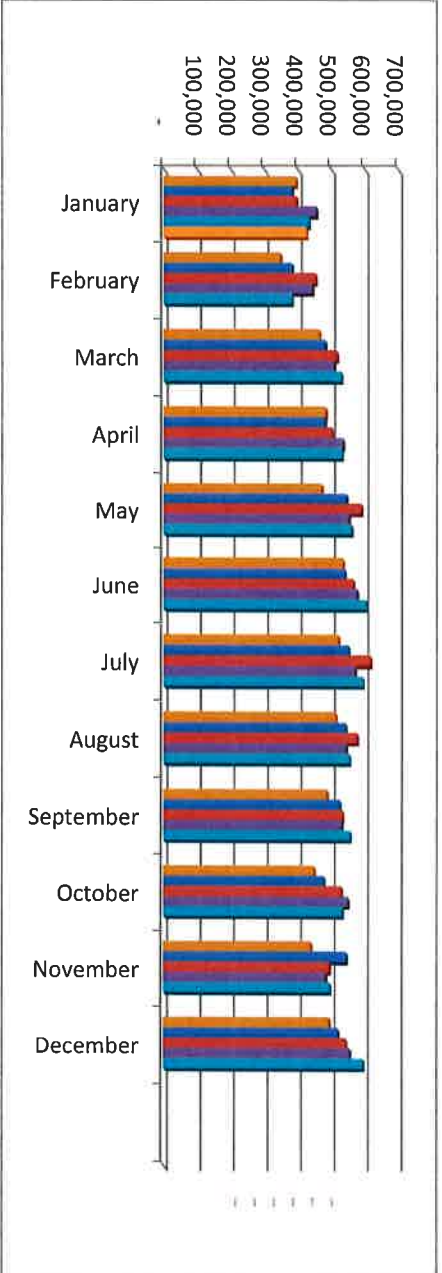
Fremont County, Colorado Lodging Fund Through January 2026

	2021	2022	2023	2024	2025	2026	2025-2026	2026 Budget
January	4,993	6,620	12,632	2,264	1,420	14,550	13,130	\$ 30,000
February	8,236	90	1,901	105	9,050			
March	36,936	41,145	44,471	51,596	24			
April	6,144	829	4,787	275	49,565			
May	3,300	815	-	196	32,263			
June	87,331	58,746	90,403	99,811	90,372			
July	8,908	27,259	10,609	11,494	20,468			
August	1,377	611	1,015	9,599	10,843			
September	117,748	115,392	120,631	102,467	130,497			
October	12,435	1,277	10,682	23,448	3,064			
November	2,762	19,005	3,230	8,530	11,357			
December	81,518	48,200	51,965	59,564	62,191			
	371,687	319,988	352,325	369,349	\$421,115	\$ 14,550	\$ 13,130	(15,450)



Fremont County, Colorado
Sheriff - Retail Sales Tax Collections
Through January 2026

	2021	2022	2023	2024	2025	2026	2024-2025	2025 Budget
January	395,275	383,951	397,234	456,809	433,768	426,684	(7,084)	500,000
February	349,178	383,837	453,590	444,254	383,232			
March	465,114	483,358	518,246	509,941	531,699			
April	484,219	482,055	503,852	537,049	533,447			
May	472,181	547,174	591,822	554,552	563,056			
June	537,066	542,831	567,325	579,213	605,608			
July	523,837	553,751	618,790	573,193	595,712			
August	515,336	544,877	578,719	545,644	556,131			
September	488,155	527,459	535,402	533,023	558,181			
October	449,999	478,873	532,762	551,660	534,822			
November	440,286	547,112	495,931	485,266	497,204			
December	495,436	522,241	545,332	557,390	596,982			
	5,616,081	5,997,520	6,339,005	6,327,994	6,389,842	426,684	(7,084)	(73,316)



Fremont County, Colorado
Sheriff - Auto Use Tax Collectio
Through February 2026

	2021	2022	2023	2024	2025	2026	2025-2026	2025
January	76,938	77,402	82,833	96,936	73,772	76,943	3,171	
February	79,047	68,717	55,288	64,893	67,930	60,336	(7,594)	\$ 141,667
March	85,851	97,644	84,270	74,279	76,004			
April	96,835	83,061	82,701	85,294	95,551			
May	91,605	91,576	88,443	80,620	77,733			
June	98,747	91,003	112,265	84,139	116,115			
July	75,644	78,282	77,140	88,243	68,213			
August	95,119	88,169	90,740	76,813	96,624			
September	89,502	87,849	151,665	218,437	88,055			
October	78,976	84,474	91,278	118,530	86,329			
November	82,905	89,396	72,236	68,032	78,791			
December	60,171	68,404	68,984	73,990	88,624			
	1,011,341	1,005,977	1,057,842	1,130,206	1,013,741	137,279	(4,423)	(4,388)

