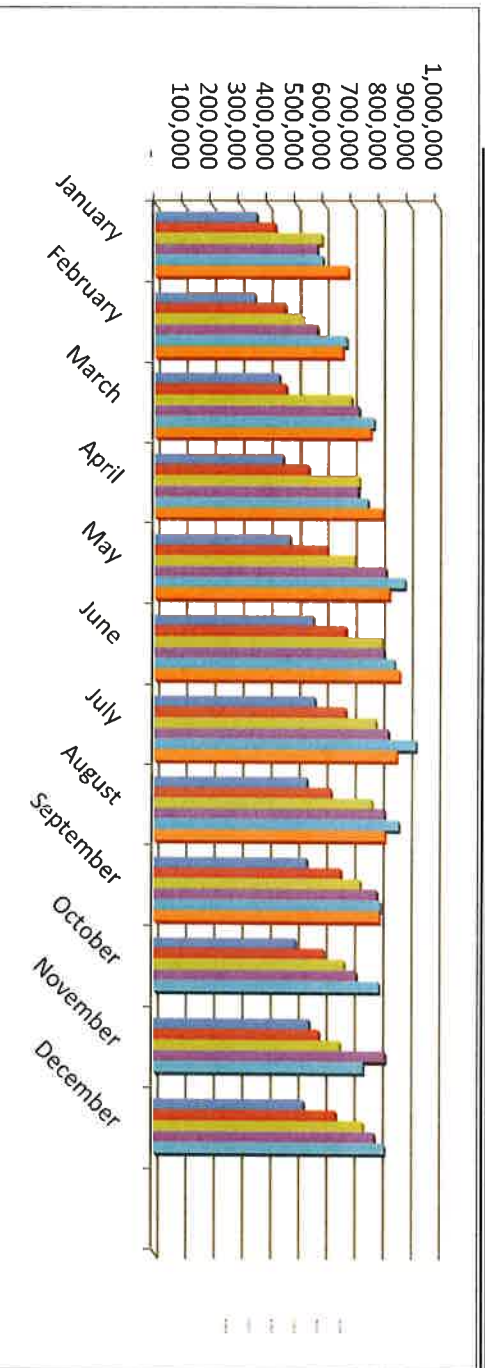


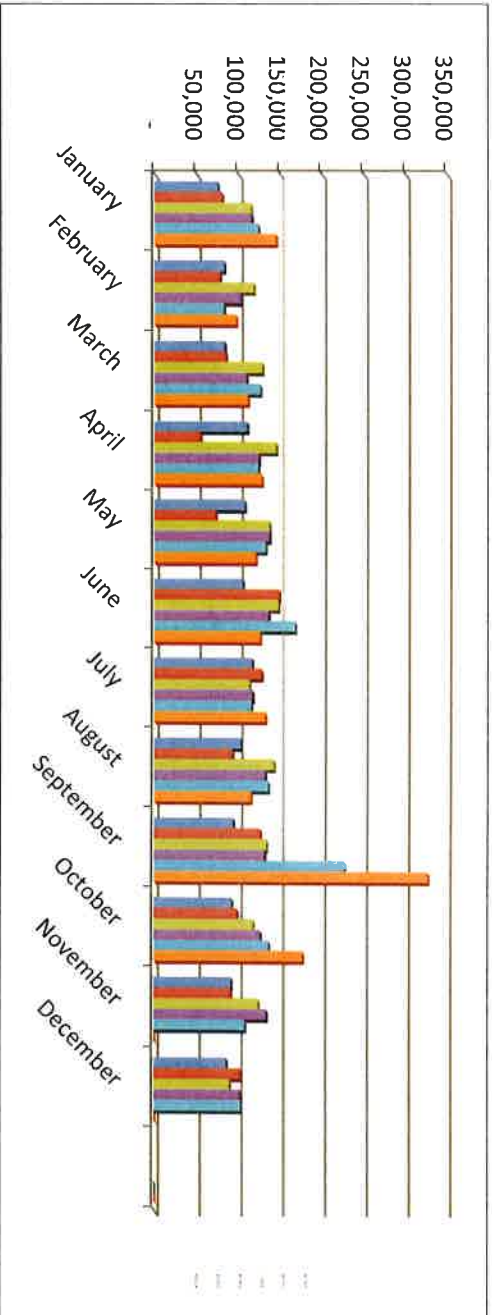
## Fremont County, Colorado Retail Sales Tax Collections Through September 2024

|           | 2019             | 2020             | 2021             | 2022             | 2023             | 2024             | 2023-2024       | 2024<br>Budget    |
|-----------|------------------|------------------|------------------|------------------|------------------|------------------|-----------------|-------------------|
| January   | 360,248          | 425,752          | 592,912          | 575,926          | 595,851          | 685,214          | \$ 89,363       |                   |
| February  | 354,110          | 460,433          | 523,766          | 575,755          | 680,384          | 666,381          | \$ (14,003)     |                   |
| March     | 441,083          | 465,333          | 697,671          | 725,037          | 777,369          | 764,911          | \$ (12,458)     |                   |
| April     | 454,084          | 544,964          | 726,329          | 723,082          | 755,788          | 805,574          | \$ 49,786       |                   |
| May       | 479,743          | 612,024          | 708,272          | 820,761          | 887,733          | 831,828          | \$ (55,905)     |                   |
| June      | 563,455          | 679,003          | 805,587          | 814,247          | 850,988          | 868,820          | \$ 17,832       |                   |
| July      | 569,527          | 679,285          | 785,756          | 830,627          | 928,185          | 859,789          | \$ (68,396)     |                   |
| August    | 542,948          | 627,461          | 773,004          | 817,316          | 868,079          | 818,467          | \$ (49,612)     |                   |
| September | 542,979          | 663,155          | 732,232          | 791,189          | 803,102          | 799,535          | \$ (3,567)      | \$ 6,187,500      |
| October   | 501,958          | 602,323          | 674,999          | 718,310          | 799,144          |                  |                 |                   |
| November  | 552,053          | 585,502          | 660,429          | 820,668          | 743,896          |                  |                 |                   |
| December  | 532,641          | 646,571          | 743,154          | 783,361          | 817,997          |                  |                 |                   |
|           | <b>5,894,830</b> | <b>6,991,805</b> | <b>8,424,110</b> | <b>8,996,279</b> | <b>9,508,516</b> | <b>7,100,519</b> | <b>(46,960)</b> | <b>\$ 913,019</b> |



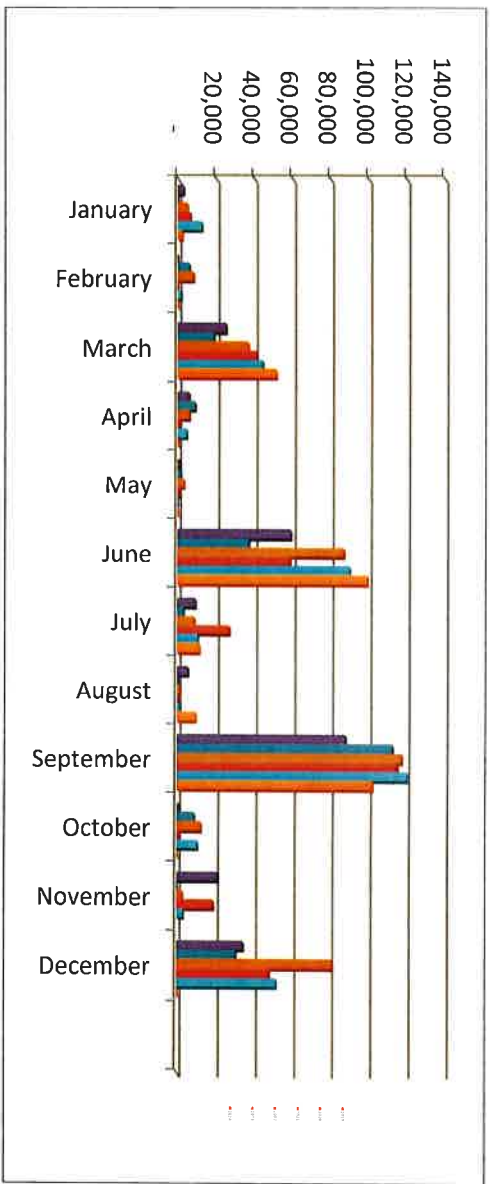
## Fremont County, Colorado Auto Use Tax Collections Through October 2024

|           | 2019             | 2020             | 2021             | 2022             | 2023             | 2024             | 2023-2024      | 2024<br>Budget |
|-----------|------------------|------------------|------------------|------------------|------------------|------------------|----------------|----------------|
| January   | 75,810           | 80,944           | 115,407          | 116,103          | 124,250          | 145,404          | 21,154         |                |
| February  | 83,505           | 78,006           | 118,570          | 103,075          | 82,933           | 97,339           | 14,406         |                |
| March     | 84,154           | 84,954           | 128,777          | 109,872          | 126,405          | 111,418          | (14,987)       |                |
| April     | 111,057          | 54,640           | 145,252          | 124,591          | 124,051          | 127,941          | 3,890          |                |
| May       | 107,893          | 73,072           | 137,408          | 137,364          | 132,664          | 120,930          | (11,734)       |                |
| June      | 105,577          | 149,045          | 148,120          | 136,504          | 168,397          | 126,208          | (42,189)       |                |
| July      | 116,909          | 127,927          | 113,466          | 117,423          | 115,709          | 132,364          | 16,655         |                |
| August    | 103,234          | 93,200           | 142,678          | 132,254          | 136,110          | 115,219          | (20,891)       |                |
| September | 94,698           | 126,580          | 134,254          | 131,773          | 227,497          | 327,656          | 100,159        |                |
| October   | 92,979           | 99,204           | 118,464          | 126,711          | 136,917          | 177,795          | 40,878         | \$ 1,062,500   |
| November  | 92,204           | 91,596           | 124,358          | 134,094          | 108,353          | -                | -              |                |
| December  | 86,427           | 103,009          | 90,256           | 102,404          | 103,475          | -                | -              |                |
|           | <b>1,154,448</b> | <b>1,162,178</b> | <b>1,517,011</b> | <b>1,472,169</b> | <b>1,586,761</b> | <b>1,482,274</b> | <b>107,341</b> | <b>419,774</b> |



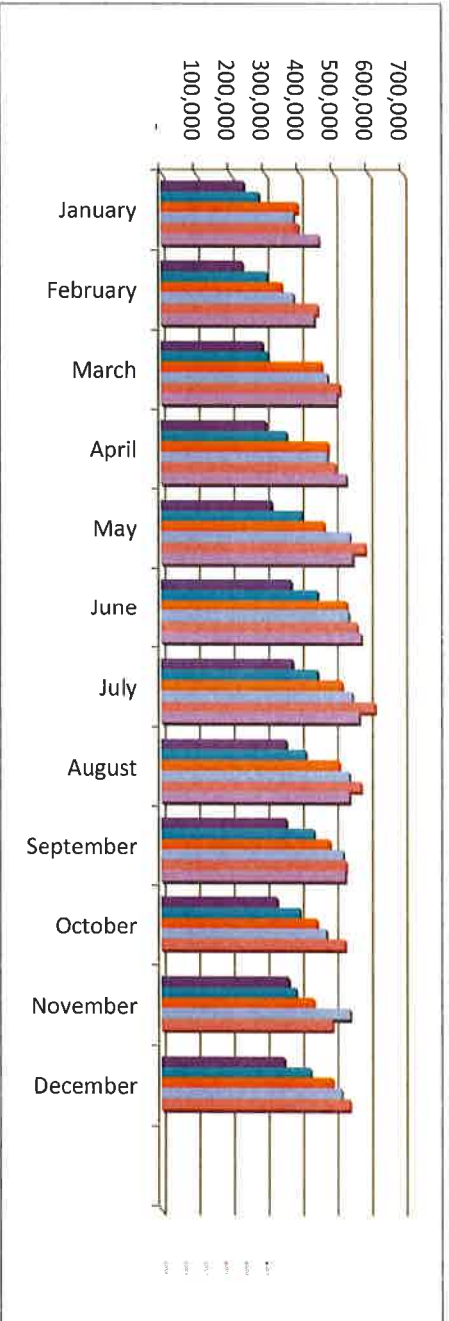
## Fremont County, Colorado Lodging Tax Through September 2024

|           | 2019           | 2020           | 2021           | 2022           | 2023           | 2024           | 2023-2024         | 2024 Budget   |
|-----------|----------------|----------------|----------------|----------------|----------------|----------------|-------------------|---------------|
| January   | 3,022          | 147            | 4,993          | 6,620          | 12,632         | 2,264          | (10,368)          |               |
| February  | -              | 6,051          | 8,236          | 90             | 1,901          | 105            | (1,796)           |               |
| March     | 25,316         | 18,932         | 36,936         | 41,145         | 44,471         | 51,596         | 7,125             |               |
| April     | 6,009          | 9,088          | 6,144          | 829            | 4,787          | 275            | (4,512)           |               |
| May       | 1,429          | 1,768          | 3,300          | 815            | -              | 196            | 196               |               |
| June      | 59,320         | 37,337         | 87,331         | 58,746         | 90,403         | 99,811         | 9,408             |               |
| July      | 9,285          | 3,285          | 8,908          | 27,259         | 10,609         | 11,494         | 885               |               |
| August    | 5,536          | 248            | 1,377          | 611            | 1,015          | 9,599          | 8,584             |               |
| September | 88,346         | 112,962        | 117,748        | 115,392        | 120,631        | 102,467        | (18,164)          | \$ 266,250    |
| October   | 1,242          | 9,049          | 12,435         | 1,277          | 10,681         |                |                   |               |
| November  | 21,446         | -              | 2,762          | 19,005         | 3,230          |                |                   |               |
| December  | 34,579         | 30,683         | 81,518         | 48,200         | 51,965         | -              |                   |               |
|           | <b>255,528</b> | <b>229,551</b> | <b>371,687</b> | <b>319,988</b> | <b>352,325</b> | <b>277,808</b> | <b>\$ (8,641)</b> | <b>11,558</b> |



**Fremont County, Colorado**  
**Sheriff - Retail Sales Tax Collections**  
**Through October 2024**

|           | 2019             | 2020             | 2021             | 2022             | 2023             | 2024             | 2023-2024       | 2024 Budget    |
|-----------|------------------|------------------|------------------|------------------|------------------|------------------|-----------------|----------------|
| January   | 240,166          | 283,835          | 395,275          | 383,951          | 397,234          | 456,809          | 59,575          |                |
| February  | 236,073          | 306,955          | 349,178          | 383,837          | 453,590          | 444,254          | (9,336)         |                |
| March     | 294,056          | 310,222          | 465,114          | 483,358          | 518,246          | 509,941          | (8,305)         |                |
| April     | 302,723          | 363,309          | 484,219          | 482,055          | 503,852          | 537,049          | 33,197          |                |
| May       | 319,829          | 408,016          | 472,181          | 547,174          | 591,822          | 554,552          | (37,270)        |                |
| June      | 375,637          | 452,669          | 537,066          | 542,831          | 567,325          | 579,213          | 11,888          |                |
| July      | 379,685          | 452,856          | 523,837          | 553,751          | 618,790          | 573,193          | (45,597)        |                |
| August    | 361,966          | 418,307          | 515,336          | 544,877          | 578,719          | 545,644          | (33,075)        |                |
| September | 361,986          | 442,103          | 488,155          | 527,459          | 535,402          | 533,023          | (2,379)         | 4,293,750      |
| October   | 334,639          | 401,548          | 449,999          | 478,873          | 532,762          |                  |                 |                |
| November  | 368,035          | 390,335          | 440,286          | 547,112          | 495,931          |                  |                 |                |
| December  | 355,094          | 431,047          | 495,436          | 522,241          | 545,332          |                  |                 |                |
|           | <b>3,929,887</b> | <b>4,661,203</b> | <b>5,616,081</b> | <b>5,997,520</b> | <b>6,339,005</b> | <b>4,733,678</b> | <b>(31,302)</b> | <b>439,928</b> |



## Fremont County, Colorado Sheriff - Auto Use Tax Collections Through September 2024

|           | 2019           | 2020           | 2021             | 2022             | 2023             | 2024           | 2023-2024     | 2024<br>Budget |
|-----------|----------------|----------------|------------------|------------------|------------------|----------------|---------------|----------------|
| January   | 50,540         | 53,962         | 76,938           | 77,402           | 82,833           | 96,936         | 14,103        |                |
| February  | 55,670         | 52,004         | 79,047           | 68,717           | 55,288           | 64,893         | 9,605         |                |
| March     | 56,103         | 56,636         | 85,851           | 97,644           | 84,270           | 74,279         | (9,991)       |                |
| April     | 74,038         | 36,427         | 96,835           | 83,061           | 82,701           | 85,294         | 2,593         |                |
| May       | 71,929         | 48,715         | 91,605           | 91,576           | 88,443           | 80,620         | (7,823)       |                |
| June      | 70,385         | 99,363         | 98,747           | 91,003           | 112,265          | 84,139         | (28,126)      |                |
| July      | 77,939         | 85,285         | 75,644           | 78,282           | 77,140           | 88,243         | 11,104        |                |
| August    | 68,822         | 62,133         | 95,119           | 88,169           | 90,710           | 76,813         | (13,927)      |                |
| September | 63,132         | 84,387         | 89,502           | 87,849           | 151,665          | 218,437        | 66,773        |                |
| October   | 61,986         | 66,136         | 78,976           | 84,474           | 91,278           | 118,530        | 27,252        | 687,500        |
| November  | 61,470         | 61,066         | 82,905           | 89,396           | 72,236           |                |               |                |
| December  | 57,618         | 68,673         | 60,171           | 68,404           | 68,984           |                |               |                |
|           | <b>769,632</b> | <b>774,786</b> | <b>1,011,341</b> | <b>1,005,977</b> | <b>1,057,842</b> | <b>988,184</b> | <b>71,562</b> | <b>300,684</b> |

