

2017



***ACCOUNTABILITY
REPORT**

FREMONT COUNTY ELECTED OFFICIALS



- **Katie Barr, Clerk and Recorder**
- **Jim Beicker, Sheriff**
- **Debbie Bell, Commissioner**
- **Tim Payne, Commissioner**
- **Dwayne McFall, Commissioner**
- **Kathy Elliott, Treasurer and Public Trustee**
- **Randy Keller, Coroner**
- **Stacey Seifert, Assessor**

FREMONT COUNTY COMMISSIONERS



Tim Payne, D1



Debbie Bell, D2
Chairman



Dwayne McFall, D3

NOMINEES

EMPLOYEE OF THE YEAR




2017

THANK YOU!

SID DARDEN

EMPLOYEE OF THE YEAR



2017

Congratulations!

DWAYNE MCFALL

The honorable Judge
Richard Mandel,
Swears in newly
elected District 3,
Fremont County
Commissioner,
Dwayne McFall



Welcome!

TIM PAYNE

The honorable Judge
Richard Mandel,
Swears Tim Payne
into his second term as
Fremont County's,
District 1, County
Commissioner



March On!

Commissioner Accomplishments

- Participated in the creation of a Sobering Center
- Created a Security Committee composed of county staff to look at safety and security in county buildings
- Reorganized county administration department
- Developed a productive Internship Program using interns from DHS, high schools, colleges, and military

FREMONT COUNTY BUDGET & FINANCE



SUNNY BRYANT, COUNTY MANAGER

Fremont County, Colorado

Summary of Funds

2017 Budget Versus Actual (Estimated)

Fund Name	2017 Beginning Balance	2017 Estimated Revenues	2017 Total Available	2017 Estimated Expenditures	2017 Estimated Ending Balance
General Fund	\$ 2,057,030.96	\$ 11,351,300.00	\$ 13,408,330.96	\$ 11,222,434.00	\$ 2,185,896.96
Sheriff Fund	2,894,168.61	9,293,693.00	12,187,861.61	11,116,927.00	\$ 1,070,934.61
Department of Transportation Fund	1,789,352.84	3,631,174.00	5,420,526.84	4,210,015.00	\$ 1,210,511.84
Department of Health Fund	10,583.70	588,807.26	599,390.96	598,706.71	\$ 684.25
Department of Health-Env Health	-	76,670.81	76,670.81	71,097.02	\$ 5,573.79
Waste Disposal Fund	155,232.96	71,608.68	226,841.64	104,444.46	\$ 122,397.18
County Lodging Tax Fund	143,660.50	276,857.74	420,518.24	322,668.70	\$ 97,849.54
Airport Fund	161,172.29	906,297.95	1,067,470.24	898,343.10	\$ 169,127.14
Capital Expenditures Fund	2,689,397.38	231,903.23	2,921,300.61	2,009,986.21	\$ 911,314.40
Public Building & Maintenance Fund	100,977.20	106,372.50	207,349.70	31,372.50	\$ 175,977.20
PILT Fund	170,229.13	1,138,110.00	1,308,339.13	1,071,209.23	\$ 237,129.90
Sales & Use Tax Fund	3,377,689.46	1,884,613.09	5,262,302.55	1,711,211.08	\$ 3,551,091.47
Department of Human Services Fund	878,521.00	8,189,154.00	9,067,675.00	8,183,953.00	\$ 883,722.00
Conservation Trust Fund	650,225.71	176,619.40	826,845.11	148,207.91	\$ 678,637.20
Self-Funded Group Health Insurance	2,016,434.59	3,435,357.30	5,451,791.89	3,884,169.34	\$ 1,567,622.55
Weed Control Fund	40,288.22	256,306.35	296,594.57	287,259.36	\$ 9,335.21
Restricted Funds	399,034.01	211,959.48	610,993.49	223,630.35	\$ 387,363.14
Total	\$ 17,533,998.56	\$ 41,826,804.79	\$ 59,360,803.35	\$ 46,095,634.97	\$ 13,265,168.38

FREMONT COUNTY SHERIFF



Jim Beicker

SHERIFF'S OFFICE

Sheriff Detention Center Upgrade:

- Used \$5,000,000 in Certificates of Participation to renovate the detention center kitchen and laundry area, as well as do a security upgrade at the detention center

Laundry Room

Before



After



Kitchen

Before



After



FREMONT COUNTY DEPARTMENT OF TRANSPORTATION (DOT)



TONY ADAMIC, DIRECTOR

DOT Road Maintenance Summary

Gravel:

- CR 69 SH 50 to Patton's
- Various roads

Dust Suppressant:

Numerous projects county wide:

CR66/ CR277/ CR143/CR80/CR77/Cedar/4-Mile Lane Indiana/CR84/CR127/Cedar Hills/CR132/CR19/CR103/Cone/CR49/CR7/CR45/CR46/CR47/CR4/Holiday Hills/Fox Creek/CR6/CR40/CR27A/CR28/CR29/CR31/CR61/CR2/CR21

Chip Seal:

- High Street (York to City limits)
- Red Canyon Road (High to South)
- 3rd Street (SH115 to K St)
- K St (4th to 8th)
- Bird Point (CR12 to end)
- CR12 (MM6 to MM8.6)
- Acres of Ireland (CR47 to SH50)
- CR6 (SH50 to Holcim Quarry)
- CR40 (SH50 to gravel)
- CR45 (MM6.8 to MM7.4 and MM13 to MM13.6)
- CR11 (MM0 to MM5)

Asphalt Projects:

- Rosedale Lane (SH115 to end)
- Moore Drive (CR95 to CL)
- CR143 (Golf Course to end of pavement)

Cattle Guards:

CR 2 MM 11.5
CR 69 MM 17.3

Concrete Pans:

CR 132 MM 7.5
CR 45 MM 8
CR 78 MM 0.5

Culverts:

CR 69
CR 5

DOT OVERVIEW

Employee Status

- 1 New hire to fill vacancies
- 3 Retirements

Public Relations

- Meetings: Various and on-going
- Citizen Contacts: 168
- Completed Work Orders: 132
- Open Work Orders: 28
- Dismissed: 8
- Thanks: 34



DOT Road Maintenance Summary

WATER USAGE

State:

- Parkdale- 261,200 gals.
- Texas Creek- 468,600 gals.
- Cherry Creek- 317,900 gals.
- Vallie- 474,100 gals.

Cañon City:

- 3,123,699 gals.

Florence:

- 94,500 gals.

Pathfinder Park:

- 1,658,450 gals.

Park Center:

- 311,500 gals.

Beaver Park:

- 967,900 gals.

Badger Creek:

- 60,000 gals.

Oak Creek Grade:


- 52,000 gals.

Total = 7,789,849 gals.



DOT Emergency Summary

- FEMA Event 2013
 - Final large project #702 is in FEMA review for final closeout, and final inspection has been conducted. All expected funds have been received with the exception of retain-age until closed.
- FEMA Event 2015
 - All small projects are officially closed out as of November 3, 2017, and records have been archived in accordance with policy and FEMA guidelines.



DOT Other Services Provided

Outside Projects For Others

DHS:

- Provided signage

Weed Department:

- Assisted with Weed Department project

Garden Park:

- Provided sign assistance

Florence Landfill:

- Reclamation/erosion maintenance



R-O-W/Traffic Services

Permits/Inspections:

- Driveway Access: 303
- Street Cut: 114



DOT Fleet Services

497 Days without Time Loss Due To Injury

Vehicle upgrades:

- DOT water tanker
- (4) DOT pickups
- DOT Traffic Services Truck w/utility box
- DOT roller attachment
- Sheriff Transport Unit
- CSU Extension Tractor w/loaded attachment
- Facilities pickup
- Weed Dept UTV and trailer

Vehicles added:

- Coroner COR-01
- DOT CS-53
- Sheriff S90, S91, S92

Vehicles disposed of:

- (5) DOT trailers
- (3) DOT pickups
- (1) DOT roller attachment
- (6) Sheriff units

Vehicles donated:

- Assessor blazer
- Facilities pickup to UAACOG

Insurance Claims:

- (1) DOT
- (1) Weed Dept
- (8) Sheriff
- 2 were totaled



DOT Road-e-o



A fun filled morale boosting event that brings neighboring County Road Departments together for some friendly competition in heavy equipment operations and knowledge. This helps County Road Departments network with vendors and other sponsors for the possibility of future business endeavors and to build upon the relationships of those we currently conduct business with; 2017 produced 32 total participants.



FREMONT COUNTY AIRPORT



DICK BAKER, DIRECTOR

Airport Analysis

Facility Maintenance:

- Completed the apron and taxiway pavement project
- Crack Fill
- Fog Seal
- Runway Remarking
- Purchased new PAPI lights
- 90% of funds were contributed by the FAA
- State of Colorado and Fremont County split the remaining 10%



Apron & Taxiway	
Funder	Cost
FAA	\$229,481.18
State of Colorado	\$12,748.95
Fremont County	\$12,748.95
TOTAL	\$254,979.09
Crack Fill, Fog Seal, PAPI & Remarking	
Funder	Cost
FAA	\$150,578.23
State of Colorado	\$8,034.79
Fremont County	\$8,034.79
TOTAL	\$167,309.15

Airport Analysis

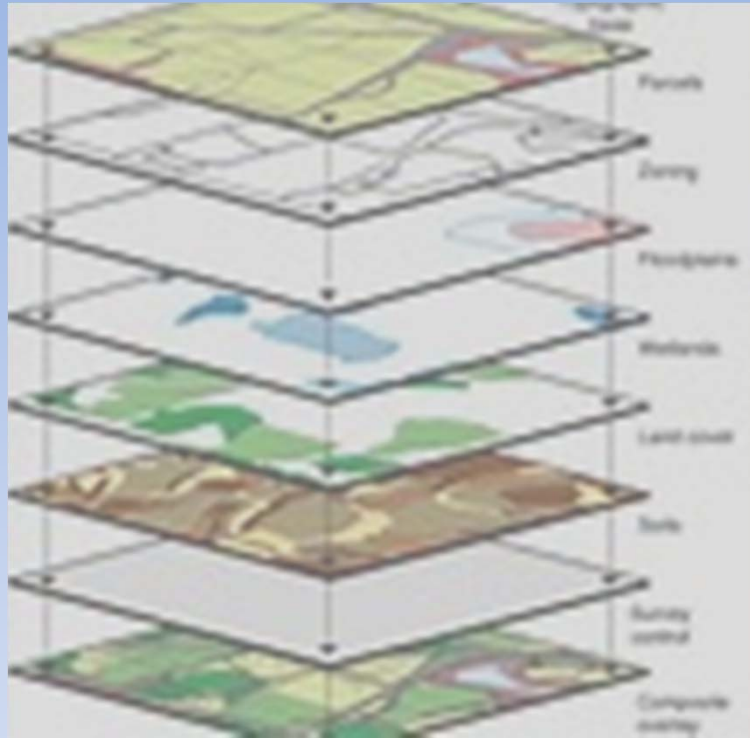
Division of Fire Prevention & Control:

- Fremont County Airport has joined with the State of Colorado's Division of Fire prevention and control in order to provide a more centralized base/operations center for wild-land fire operations
- Began operations in June 2017
- 5-year contracted lease for airport land use to place a state provided modular and aircraft storage for a helicopter
- Man power includes 14 personnel comprised of helicopter and fire crews
- Future operation will start in May and end in September
- Revenue generator for the county and airport during operational season

AT&T Cell Tower:

- AT&T installed a new cell phone tower
- Purchased and installed a \$4000.00 beacon light to place on top

FREMONT COUNTY PLANNING & ZONING



MATT KOCH, DIRECTOR

Enforcement Officers:

Robert Sapp Sean Garrett Fred Gifford

P & Z : CODE ENFORCEMENT

Physical Addressing Summary 2016-2017

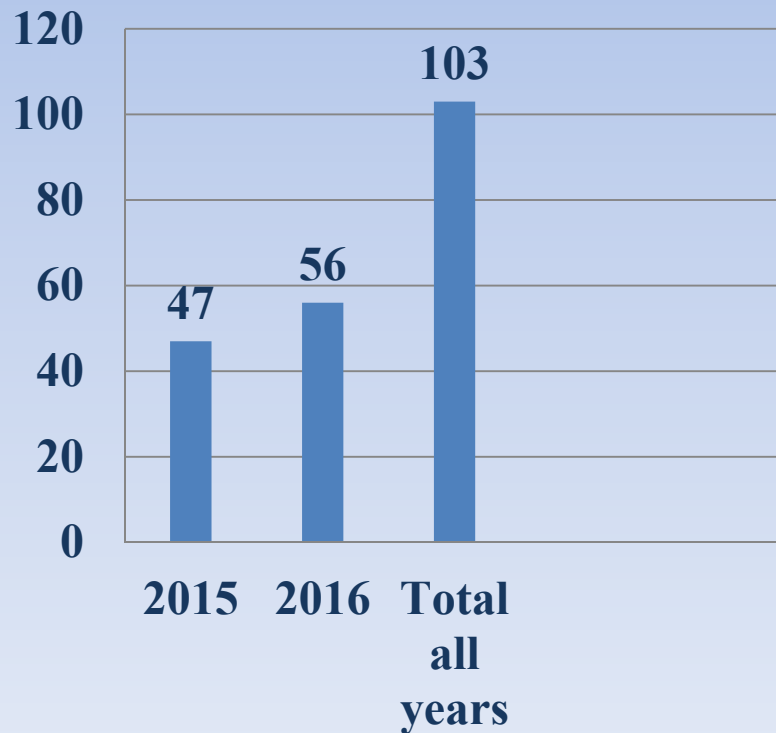
- 406 addresses were verified
- 211 addresses were issued
- 65 addresses were changed
- Average of ~203 verifications per year
- Average of ~105.5 addresses issued each year
- Average of ~32.5 addresses changed each year



Number of Inspections By Year

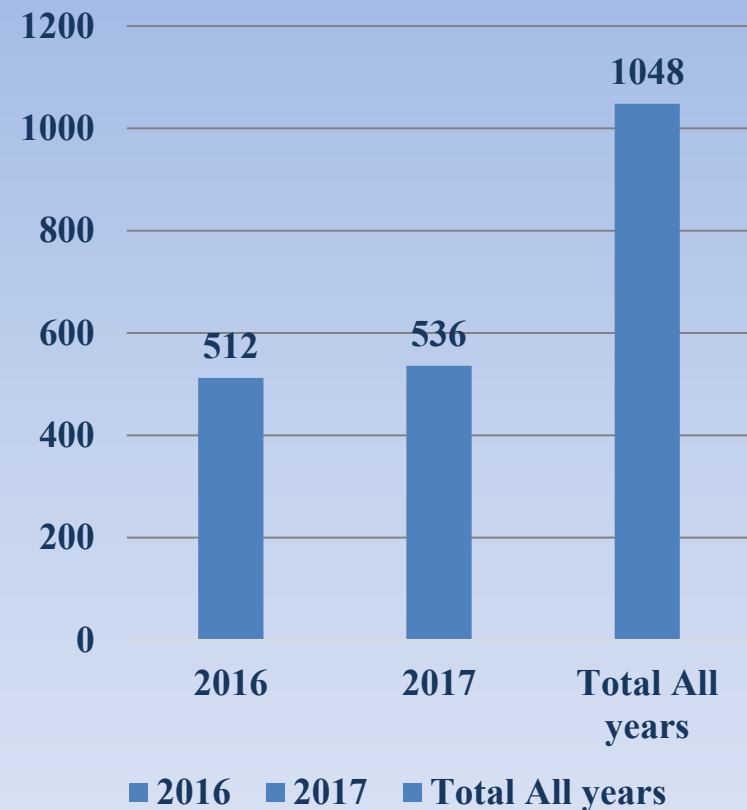
* Inspections include, but are not limited to:

- Medical Marijuana
- Kennels
- Special Review Use Permits
- Conditional Use Permits
- Board of Zoning Adjustment
- Home Occupations

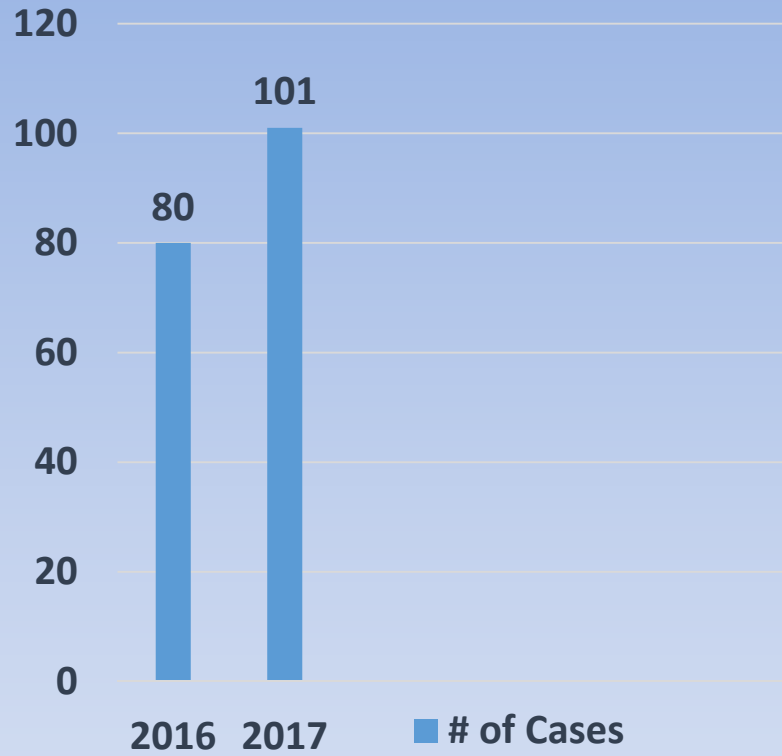


Site Visits

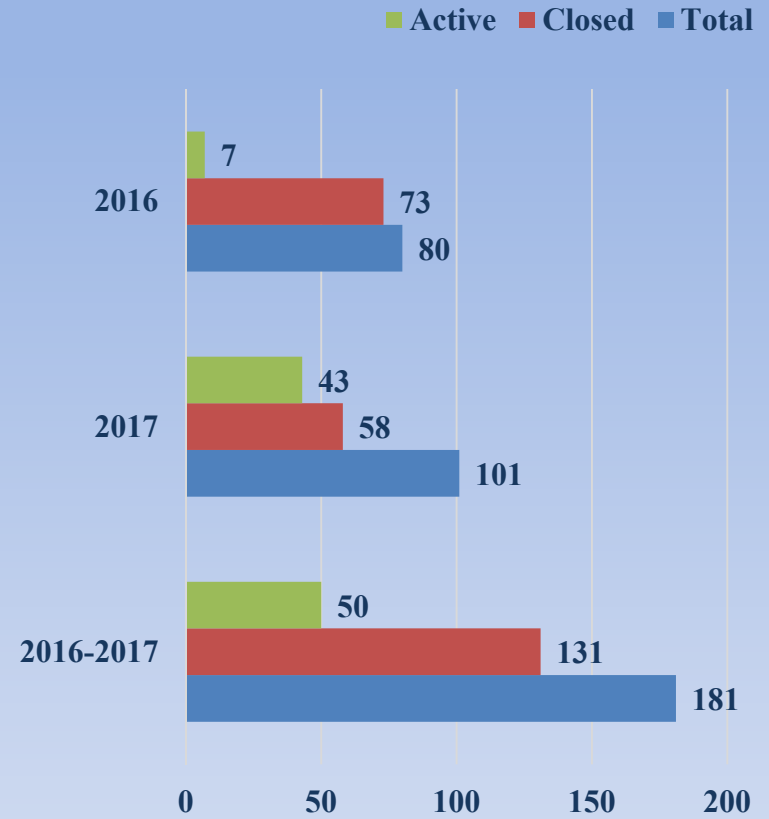
Figures are based on conducting four (4) site visits per case.



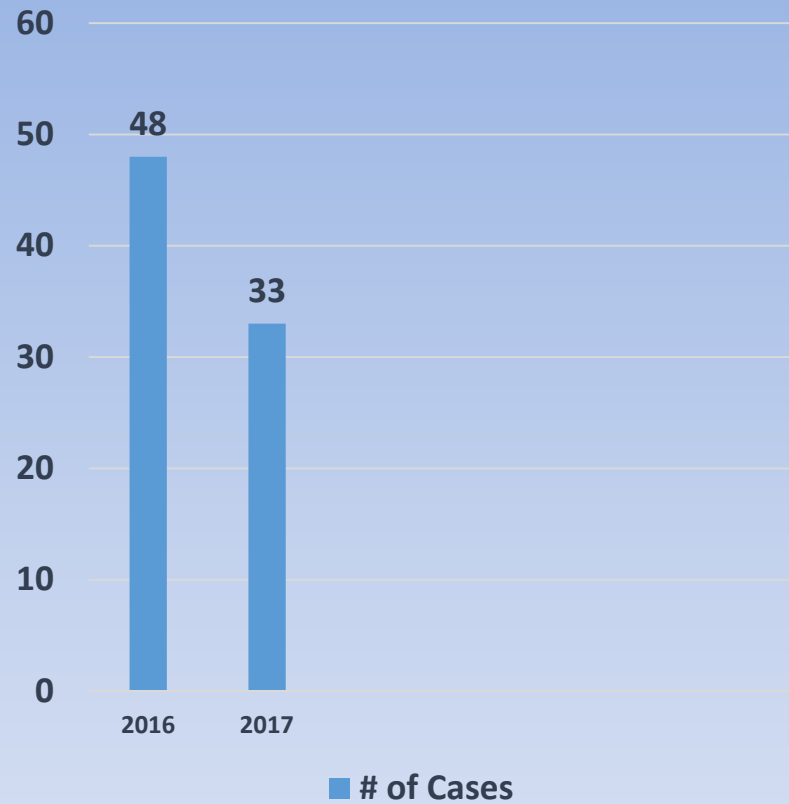
Land Use Violations



Zoning Violations

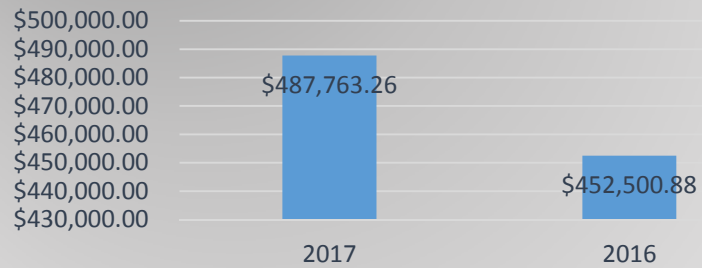


Marijuana Violations

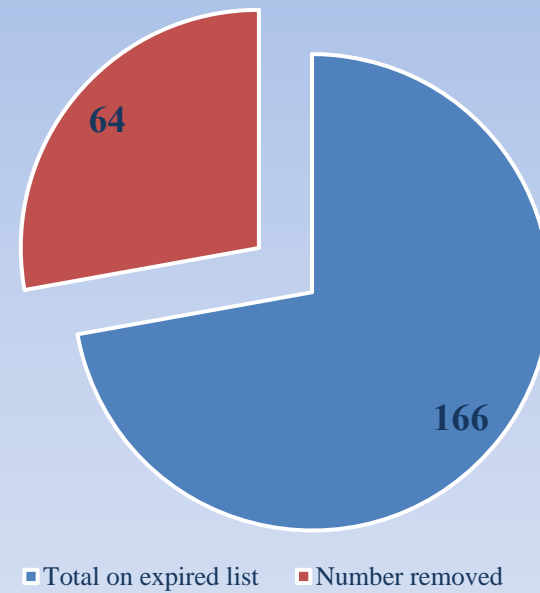


Special Mobile Machinery

Total fees collected



Expired List



Violations Overview & Summary

- **Cañon City, Cotopaxi & Penrose boast highest amounts of violations**
- **57% of 2017 cases are closed**
- **43% of 2017 cases are active**
- **100% of Marijuana related cases are closed**
- **72% of 2016-2017 are closed**
- **Agriculture Estates, Agriculture Suburban, Low Density Residence & Agriculture Rural zoning districts boast the most violations**

Helping hands & County Cleanup Projects

Helping Hand Project is a program in which the Fremont County agrees to arrange for delivery of dumpsters and will arrange for pick-up and disposal of discarded materials placed in the dumpsters applicable to the violation. This program is for those properties which the Owner/Occupant are under violation and do not have the resources for the cleanup.



Collective Project

16-063 – 2360 County Road 67



Helping hands & County Cleanup Projects

Collective Project 17-083 – 1316 Sherman Before



← **BEFORE**

DURING →



← **AFTER**

HELPING HANDS & COUNTY CLEANUP PROJECTS



Expenditures



<i>Cleanup Costs</i>	\$1,450.00
<i>Helping Hands Cost</i>	\$11,603.00
<i>Total Costs</i>	\$13,053.00



FREMONT COUNTY DEPARTMENT OF HUMAN SERVICES



STEVE CLIFTON, DIRECTOR

Highlights:

•**Child Abuse Prevention and Awareness:** April brought the State’s annual promotion of Child Abuse Prevention and Awareness. Blue Ribbons and the Pinwheel that celebrates the innocence of children are representative of the annual effort.



. This year the Department along with partners held their second annual “Living Blue Ribbon” photo. Along with community sponsors Fremont County was decorated with thousands of pinwheels. This year Florence went above and beyond in their efforts sponsoring one of two kick off events. The two events were held at the Rialto in Florence and the Fremont Arts Center in Canon City. The Department also participated with our Local Bikers Against Child Abuse (B.A.C.A.) organization in their annual candle light vigil.



Highlights:

Family and Children Services:

Hope: This year the Department of Human Services participated in the “Dino Daze” Public Artwork Event hosted by the Fremont Center for the Arts. Many talented people at the Department submitted a design and won the opportunity to decorate a dinosaur for public display in the community. The artist’s crew along with the decorating talents of Foster and Kinship Children completed the Dinosaur at the Adoption Day Party in November and the Dinosaur was named “Hope.” Hope now sits in front of the Fremont County Department of Human Services proudly inviting customers into the building.



Adoption Day: November brought the annual Adoption Day Celebration. This year the event was held at a local Church and included face painting, lunch, door prizes and of course the children all helped in decorating the Departments “Dino Daze” dinosaur Hope.

Highlights:



MOVIE DAY

Come help us celebrate our favorite super heroes...our foster/kin/adoptive families.

- Lunch will be provided
- Popcorn machine
- Super hero theme
- Dressed as your favorite super hero
- Prizes!!!

Location: Mountain View Church
200 Justice Center Road
Canon City
Date: 3-11-17
Time: 12-3pm

PLEASE RSVP TO:
Britni - 719-269-2069
Britni.Huelschman@starr.co.us
Or
Barry - 719-269-2125
Barry.Ackard@starr.co.us

Movie Event: In May the Department in conjunction with a grant presented a Super Hero Movie Event for our Foster and Kinship Care Families. Families and Children dressed up in their favorite Hero Costumes, and there were pictures, door prizes, lunch and a showing of “The Incredibles.”

Highlights:

One Caring Adult: In conjunction with partners St Thomas More Hospital & Catholic Health Initiatives Fremont County Violence Prevention Grant, Fremont Interagency Oversight Group and Abraxas, the Department was able to bring guest speaker Josh Shipp. Josh is an award winning public speaker who grew up in Foster Care and he presented on his experiences and the one caring adult that made a difference in his life. With the grant and partners the event was FREE to the public.




Out and About: The Department participated in several community events by having informational tables. Tables provided information regarding Foster/Kinship Care, Adult Protection, Adult Services, as well as Financial Supports. These included the Senior Fair, the Channel 5 News Fair, and the National Night Out with Law Enforcement to name a few.

Highlights:

Foster Recruitment: In the Spring the Departments Kinship, Foster, and Adoptive Team presented three Coffee Shop Q &As. Coyote's Coffee Den, Canon Coffee and The Pour House sponsored the events. The Q&As were held as a way for the community to talk with caseworkers about becoming foster parents. In July, the Department participated in the Fremont County Fair on Kid's Day. This was also a recruitment activity that the Kinship, Foster, and Adoptive Team participated in. The team had a spinning wheel for children to win door prizes as well as foster care information for adults.



Ever thought of being a foster parent?



SEEDS OF HOPE!
SOWING HOPE IN THE LIVES OF CHILDREN

COYOTE'S COFFEE DEN
Gourmet Coffee • Fresh Baked Goods

HIGHWAY 115 @ 6th St.
PENROSE, CO
Friday, March 3rd
9 am to 11 am

Whether as a friend, a role model, or a guardian, any of us can be a supportive adult for a child in need. If you, or someone you know would make a great foster parent, we invite you to come meet with us for Coffee Q&A's at

COYOTE'S COFFEE DEN

Foster Care
Kinship, Foster, Adoptive Program
Department of Human Services



Highlights:

The Cold Weather Tree November-December:

The Department hosted a “Cold Weather Tree” in our main lobby this year. Multiple Employee donations of Hats, Scarves and Gloves



Donations From Partners: So many partners made donations to our children in foster care this year including New Horizons, the Fremont Community Foundation, 50 to 1 Traverah Dance Studio, Home Depot, city Market, the Lion’s Club, Joan Larson, and the Department of Corrections to name a few. As always our partners make for the best holiday possible for our children in foster care.



The Lions Club Kinship/Foster Christmas Party: This annual event hosted by the Lion’s Club as always was filled with fun, food and gifts. Special Guests include Santa and Mrs. Claus who helped pass out presents to all of the children in attendance.

LIONS CLUB KINSHIP/FOSTER CHRISTMAS PARTY



Visitation Christmas Party:

Fourth annual Christmas Party, special guests included Santa Claus as well as the Grinch. Families enjoyed crafts, treats and children opened presents from their families and parents.

FREMONT COUNTY BUILDING DEPARTMENT



MIKE COX, DIRECTOR

BUILDING

Permits

•685 issued, ↑ 6%
from 2016

•55 new single-family,
stick-framed
dwellings

•21 manufactured
home placements

•16 commercial use
structures

•120 septic permits-

•29 repairs

•5 renewals

•1 chemical toilet
placements

•85 new systems
(increase of 1
from 2016; 84)

•13 demolition permits-

•2 sheds

•2 commercial structures

•7 single-family dwellings

•2 manufactured/mobile homes

*Total Construction
Valuation of Issued
Permits in 2017 =
\$20,674,351



BUILDING CONT.

Inspections

- 2 inspectors
- 1,802 inspections
- 31,102 miles
- 15% increase in miles and inspections from 2016

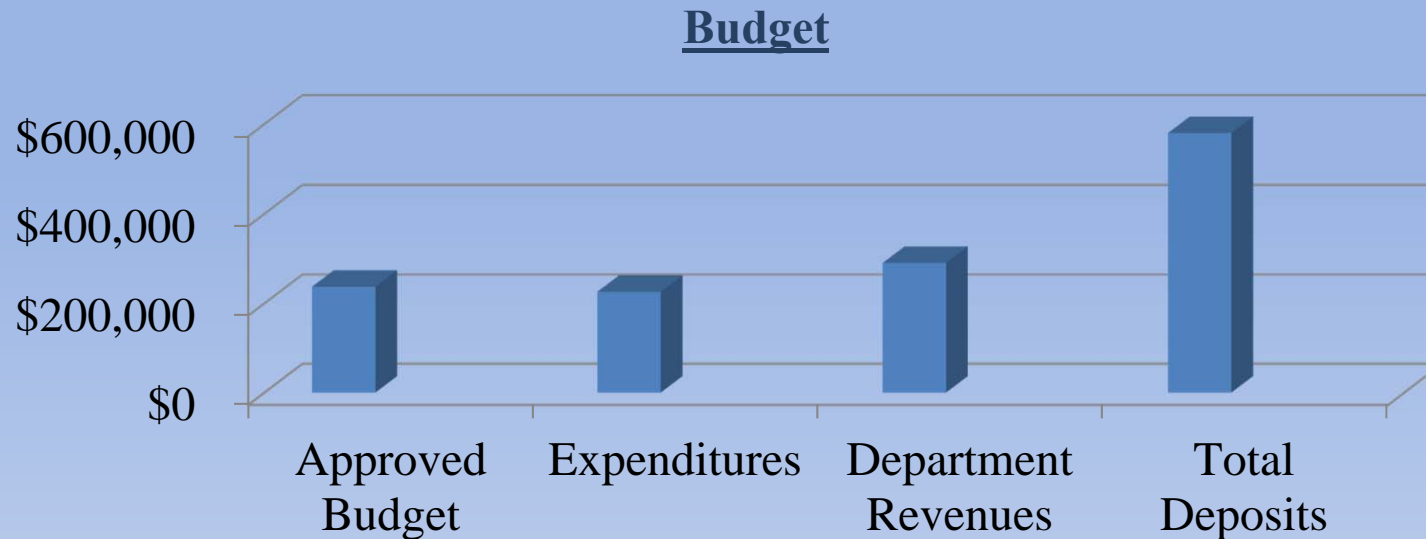
Board of Appeals

- 0 appeals filed
- 3 mandatory meetings held
- Board consists of 5 regular members and 1 alternate

Other Activities

- 3 stop work orders, 2 resulting in permits issued
- 265 residential and commercial plan reviews completed
- 215 licensed contractors in the county
 - 122 general
 - 93 specific trades

BUILDING CONT.



* *The approved budget* for 2017 was \$245,148. As of January 17, 2018, department expenditures for the year totaled \$232,960. This leaves a budget surplus of \$12,188

* *Total revenue generated* by the Building Department for 2017 was \$276,393. This figure represents combined permit fees, re-inspection fees, MHIP program fees, contractor's licenses, commercial plan review fees, etc. This figure is \$31,245 more than our approved budget and is \$43,433 more than our estimated expenditures.

* *Our annual deposits* also include the following: Fire District Impact Fees \$10,199.82; Colorado State Septic Surcharge \$2,599; Address Issuance (P&Z) \$7,500; Driveway Access Permits (DOT) \$1,705; and Use Tax \$257,498.60 for a combined grand total of \$555,895.82.

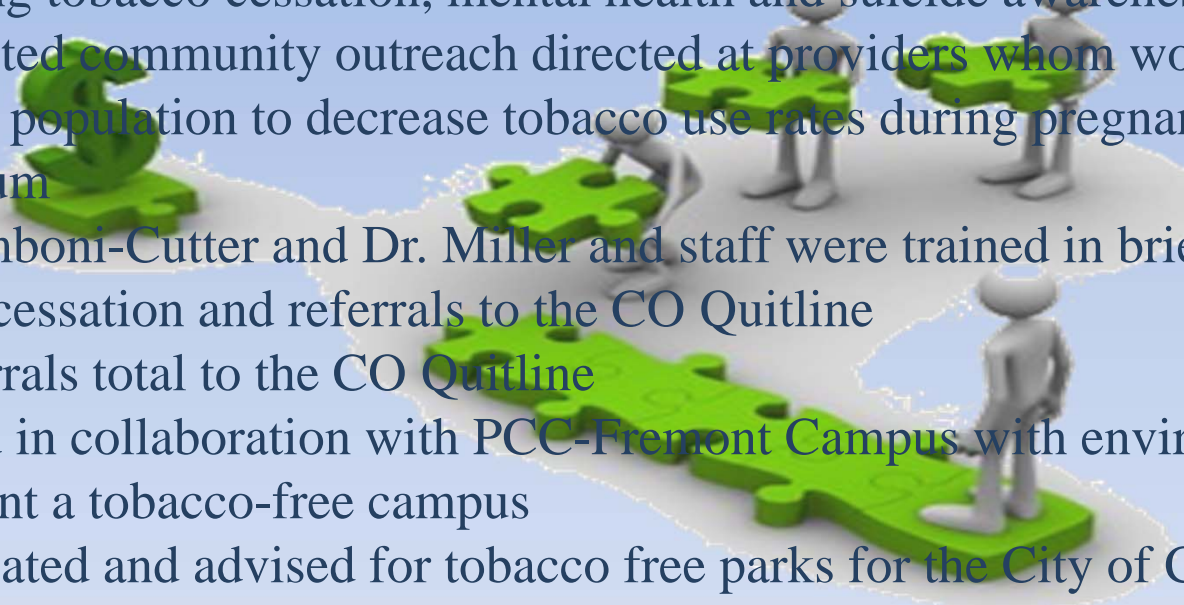
FREMONT COUNTY PUBLIC & ENVIRONMENTAL HEALTH AGENCY



EMMA DAVIS, DIRECTOR

PUBLIC & ENVIRONMENTAL HEALTH AGENCY CONT.

Chronic Disease Capacity Grant

- Public Health successfully completed the statement of work which included:
 - Promoted the FC Public Health Improvement Plan with key stakeholders promoting tobacco cessation, mental health and suicide awareness
 - Conducted community outreach directed at providers whom work with the maternal population to decrease tobacco use rates during pregnancy and postpartum
 - Dr. Zamboni-Cutter and Dr. Miller and staff were trained in brief intervention for tobacco cessation and referrals to the CO Quitline
 - 24 referrals total to the CO Quitline
 - Worked in collaboration with PCC-Fremont Campus with environmental scan to implement a tobacco-free campus
 - Participated and advised for tobacco free parks for the City of Canon City
 - Awarded STEPP grant dollars for FY18 to continue tobacco-related work
 - Began planning for FY18 Chronic Disease planning with emphasis on diabetes education and prevention
- 

PUBLIC & ENVIRONMENTAL HEALTH AGENCY CONT.

Maternal Health Grant

Began implementation of a maternal health grant aimed at:

- Tobacco use among pregnant women
- Maternal depression
- Child obesity
 - Collaboration with other local entities to provide resources to the maternal and child population in our community including:
 - Distribution of materials and resource lists
 - Attending educational trainings to better understand the issues at hand
 - Developing a detailed plan to move forward and implement our goals
 - LAUNCH Together grant and ECHO Council collaboration/partnership



Communities That Care Program

- Fremont County Communities That Care (CTC) has formed 2 coalitions: Canon City Area (CC) and Eastern Fremont County (EFC) Area (Florence/Penrose)
 - Community Boards (CB) completed orientation
 - Board Maintenance Workgroups have developed bylaws and vision statements that were approved by CB
 - Community Boards voted to prioritize 1 Protective Factor and 2 Risk Factors for each community
 - 4 volunteer Youth Advisors from CC Area and 3 Youth Advisors from EFC Area have agreed to a performance goals sheet to include participation in local CTC board meetings and Youth Involvement activities, presenting to groups, getting feedback from groups, and professional development. The Youth Advisors have been trained to facilitate focus groups of area youth.



Vital Records Program

- Public Health Provided 4,782 birth and death certificates to the public in 2017
- Programs registrars scored 100% compliance on both CDPHE audits in 2017 and qualified for the 5 Star award

Immunization Program

- 1,329 clients see in the clinic with 1,816 immunizations given
 - Provided more than 300 influenza vaccines at our annual mass vax event
 - 931 influenza vaccines given for season as of Dec 31st
 - 13 travel influenza clinics done throughout the county
 - Other various services including:
 - TB skin tests and reads on a walk in basis
 - 38 blood lead tests
 - Pregnancy testing on a walk in basis
 - Provide technical support to all county school districts as needed
- Automatic tickler file – reminder call system



STEPP/Prescription Drug Overdose Program

- FCDPHE hired Community Outreach Specialist and began training process by:
 - Completing 10 modules off the TTS training manual provided by the University of Colorado
 - Conducted community outreach by creating a provider list for AAR (Ask, Advise, Refer) intervention training
- Completed Train the Trainer for Dimensions: Tobacco-Free 6-week smoking cessation class and marketed classes via Facebook and flyers. Class beginning in January, 2018
- Created a fact sheet pertaining to insurance coverage and what tobacco cessation treatment is covered with each insurance provider
- Worked in collaboration with PCC-Fremont Campus
- Secured spots in the shopper for 3 weeks for cessation group announcements
- PSA on 104.5 and morning line for KRLN radio station
- Conducted community outreach to 23 provider offices around Fremont County. 2 on board, 3 not interested and 18 possible for tobacco cessation intervention training
- Continued study and practice of dimensions tobacco free program for group starting first week of January
- OPIOID:
 - Grant began on December 1, 2017
 - Created a list of prescriber in Fremont, Lake, Chaffee and Custer Counties
 - Scheduled first stakeholder meeting for January, 2018

PUBLIC & ENVIRONMENTAL HEALTH AGENCY CONT.

Retail Food Establishments:

(Most RFE's are inspected twice yearly, some once yearly and a few are every other year) ± 213 total establishments

- 137 Inspections completed, 54% completion rate for contract (this is lower than usual, however DEHS was expecting an overall decrease in the completion rate due to the implementation of the new software and database).
- 8 complaints (not counted towards contract completion)
- 11 follow-up inspections (not counted towards contract completion)
- 5 pre-opening inspections (not counted towards contract completion)
- 6 on-site trainings for restaurants (counted in place of a regular inspection)
- 4 restaurant plan reviews
- Printed and mailed approximately 200 RFE License Renewals
- Printed and mailed approximately 215 RFE Licenses
- All of the 2016 Retail Food inspections that were completed on paper forms had to be manually entered into Accela in 2017.

School Inspections:

(Schools are inspected yearly-high schools and middle schools, or every 3 years-elementary schools)15 facilities total

- 5 inspections completed, 56% completion for contract (including 1 joint school inspection with CDPHE)
- All of the school inspections that were completed on paper forms in 2016 had to be manually entered into Accela

Child Care Inspections:

(Some Child Care Centers are inspected twice yearly, some once yearly, and some every other year) 21 facilities

- 21 inspections completed, 100% completion for contract (including 2 joint child care inspections with CDPHE).
- All of the child care inspections that were completed on paper forms in 2016 had to be manually entered into Accela.

Temporary/Special Event Food Establishments:

(These are temporary food booths that are operated in conjunction with special events or celebrations, such as Blossom Parade, Whitewater Festival, Abbey Harvest Festival, Penrose Apple Day, etc. These are not mobile units, and are not part of the DEHS inventory and are not counted towards contract completion).

- There were approximately 20 temporary events in Fremont County in 2017.
- Approximately 10 licenses issued at these events, additional inspections to verify licensing during these events.

Complaints:

(The DEHS contract requires the investigation of complaints regarding mobile home parks and campgrounds, however these are not reported to DEHS and are not counted towards contract completion).

- 4 public accommodation complaints

PUBLIC & ENVIRONMENTAL HEALTH AGENCY CONT.



Water System Inspections:

These inspections have previously been conducted under a separate contract between Fremont County and the Water Quality Control Division (WQCD), CDPHE, however for 2017, the program was largely removed from local jurisdictions due to budget issues, with WQCD staff conducting all these inspections.

Revenue:

- \$20,000.00, 2017 DEHS Contract amount paid to Fremont County, this is a fixed contract amount for the foreseeable future.
- \$50,000.00, approximate amount of all revenues related to the food program and *retained* by Fremont County for 2017 (this includes restaurant license fees, and other fees such as plan review fees, pre-opening inspection fees, temporary and special event license fees). This varies with the number of establishments for any given year. For 2018 there will be another smaller increase in license fees.

Other Miscellaneous Activities:

•Zoonoses

- 3 bats submitted for rabies testing (all negative)
- 2 cats submitted for rabies testing (all negative)
- 1 skunk submitted for rabies testing (negative)
- Field survey for flea infestation (no fleas collected)
- Case investigation of tick-borne relapsing fever

-These were all processed and packed for shipment and submitted to the CDPHE lab; associated activities include bite reports, phone calls and follow-up phone calls or emails, visits to local veterinarian offices, etc.

•A local family of 9 people were all exposed to bats at their home and all 9 were required to receive the series of rabies prophylaxis shots. This was further complicated by the fact that after the first shots in the series were administered locally, part of the family traveled out-of-state to South Carolina so Matthew Kay had to coordinate with medical providers in SC to continue the series of shots there for those family members, continue to coordinate locally for the family members that stayed at home, then coordinate when they returned, for the final shot in the series locally for the entire family.



FREMONT COUNTY WEED MANAGEMENT



NICHOLAS BANKSTON, DIRECTOR

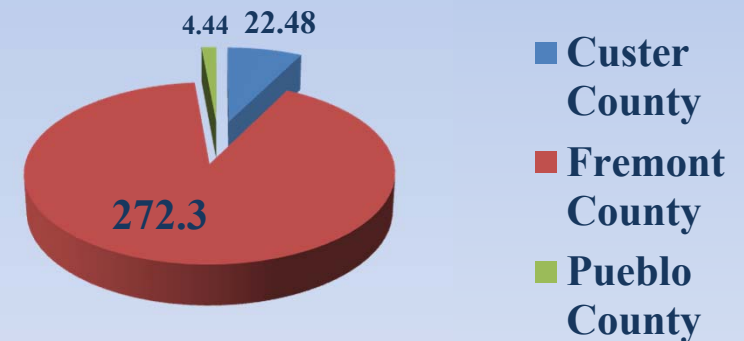
Partners

- Private landowners & managers
- Researchers & Monitoring Agencies:
 - CSU Graduate Students
 - NRCS Professionals
 - Tamarisk Coalition
 - Colorado Water Conservation Board
- Upper Arkansas CWMA (a nine-county weed management area)
- Government Agencies
 - BLM, NRCS, Forest Service,
 - Colorado Dept. of Ag., CDOT,
 - Fremont Conservation District, City
 - of Canon City, CSU Extension,
 - USFWS, CPW, State Land Board,
 - and more!

Weed Acreage

Total for Custer, Fremont, and Pueblo
Counties = **295.59 Acres**

Acres





CSU EXTENSION PRESENTS:

2017 Fremont County 4-H *Learning By Doing*




**In 2017 4-H had
300 youth in
clubs completing
514 different
projects, 2,431
youth completing
school
enrichment
projects and 109
adult volunteers**



TOMMY COVINGTON, DIRECTOR

**Colorado
State
University**

Extension




2017 Fair Entries

Open Division

Adults and Youth - 196
Entries - 971

4-H Division

4-H Youth Entered - 297
Entries - 1,204



Colorado
State
University

Extension

2017 Fremont County Fair

4-H Livestock Sale

* **88 Market lots sold for a record high of \$152,496.00 by 54 buyers**



2017 FREMONT COUNTY FAIR 4-H LIVESTOCK BUYERS			
SHEEP	SWINE	BEEF	GOATS
CANON CITY SELF STORAGE HOBLEY INSURANCE DEX ENTERPRISES EXPRESS LAUNDRY K.R. SWEETGIRL CONST. NEWMONT COY GOLD MINING CO. RUSLER IMPLEMENT SUNFLOWER BANK	BRUDY TRUCKING BIG D SUPERFOODS BIG R OF CANON CITY BLUE FLAME GAS BROEKE BUILDERS INC. BRUSH HOLLOW RANCH CITY MARKET D & K SUPPLY DEX ENTERPRISES EXPRESS LAUNDRY GREG & YVONNE VANDEP H & B TRANSPORT HOBBY TRUCKING JEWETT'S KWIK STOP SUBWAY LITE AUTO MICA & JOYCE SIMPLEMAN MOLTE CONSTRUCTION NO TRENCORLESS PALACE DRUG NEWMONT COY GOLD MINING CO. RAINBOW CATTLE CO. RALPH & KATHY KUNZELMAN ROCKY MTN BANK & TRUST RON & RENEE WATTERS ROSE VET CLINIC	AND ENTERPRISES BIG D SUPERFOODS BLUE FLAME GAS CANON CITY TREE DEX ENTERPRISES EXPRESS LAUNDRY FARLEY FORD HOBBY TRUCKING JEWETT'S KWIK STOP SUBWAY LINDNER CHEVROLET NO TRENCORLESS PALACE DRUG RUSLER IMPLEMENT WILSON EXCAVATION INC.	4 RIVERS EQUIP JOHN DEERE ASC ENTERPRISES BIG D SUPERFOODS BRUSH HOLLOW RANCH EXPRESS LAUNDRY FARLEY FORD FARM CREDIT OF SO COLO FOURMILE VET CLINIC FRONTIER FEED GIBSON MANSION GARG HIGH CREEK OUTFITTERS K.R. SWEETGIRL CONSTRUCT MCCLELLAND GLASS MOUNTAIN INDUSTRIAL POW NEWMONT COY GOLD MINING REEVES REAL ESTATE RUSLER IMPLEMENT STARBUCK CAR WASH ZIMMERMAN BODY SHOP
POULTRY		RABBITS	
BIG DADDY'S DINER K - BOBS COMMISSIONER DEBBIE BELL D & K SUPPLY FARM CREDIT OF SO COLO FOURMILE VET CLINIC MANTOUQUES GUN ROOM NEWMONT COY GOLD MINING CO.* PUEBLO BANK & TRUST DOYLE RIOMA FAMILY		BRUSH HOLLOW RANCH FOURMILE VET CLINIC KWIK STOP SUBWAY LINDNER CHEVROLET MICA & JOYCE SIMPLEMAN RAY'S CUSTOM PROCESSING NEWMONT COY GOLD MINING CO. NO TRENCORLESS	

Top Five Buyers

1 – Rusler Implement	\$15,832.00
2 – Express Laundry	\$11,250.00
3 – Palace Drug	\$8,300.00
4 – Blue Flame Gas	\$7,800.00
5 – DRX Enterprises	\$6,470.00

Colorado
State
University

Extension

Colorado State University Extension Master Gardeners

- 8 Master Gardeners
- 454 volunteer hours
- Value \$22.43/hour = \$10,183.22
- 393 individual contacts
- 123 total hours of Continuing Education



Projects included:

- | | |
|----------------------------|-----------------------|
| One-to-one office contacts | PCC Mini-College |
| Fruit Tree Grafting | Tomato Tasting |
| Fremont County Fair | Cemex Landscaping |
| Invasive Plant Challenge | Florence Farmers Mkt. |

Colorado
State
University

Extension

Pathfinder Park

MAJOR EVENTS:



- **Arena used 67 evenings for 4-H Horse practices**
- **4-H Horse Council – 3 horse shows**
- **Rebels Riding Club – 3 horse shows**
- **Arkansas Valley Dressage – 2 horse shows**
- **Arkansas Valley Flywheelers - 2 tractor pulls**



- **Fremont County Fair:**
 - **3 horse shows**
 - **Ranch Rodeo**
 - **Junior Rodeo**
 - **Equipment Rodeo**



Colorado
State
University

Extension

FREMONT COUNTY EMERGENCY MANAGEMENT



STEVE MORRISEY, DIRECTOR (RETIRING)

EMERGENCY MANAGEMENT

- Multiple Search and Rescue incidents. These all are overseen by the Incident Management Team in which OEM participates
- Communications drills with regional partners to ensure proper communications between agencies
- Participated in a multi-county healthcare exercise where the Fremont County Emergency Operations Center was utilized
- Responded to the multiple flooding events in Coaldale that were the result of the Hayden Pass Fire and the burn area's lack of vegetation
- Completed development of a Community Wildfire Protection Plan for the area of Chandler Heights near Williamsburg
- Signed off the Community Wildfire Protection Plan for Indian Springs area
- Working with multiple private, volunteer, state and federal agencies to develop warning, mitigation and recovery projects and their associated funding for current and future flood issues in the Hayden Pass and Hardscrabble Creek areas
- Provided a National Weather Service weather spotter training for the flood prone areas
- Approximately \$500,000 in State funds gathered for the Hayden Pass Flooding concerns



FREMONT COUNTY CLERK & RECORDER



Katie Barr

COUNTY CLERK & RECORDER

Motor Vehicle Department

- Kate has been promoted to Motor Vehicle Director.
- Dotty Gardunio celebrated her 10 year anniversary of service to the Clerk and Recorders office!
- Carrie, Jessica, Gina, Jenna and Courtney are our new additions to the department!
- Received Self-Service Registration Renewal Kiosk



COUNTY CLERK & RECORDER

Recording Department



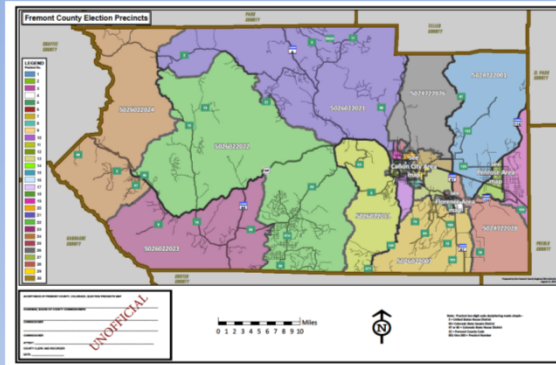
- **Kathy Babb** joined the Recording Department Team
- The 2017 eRecording is at 54%

DOCUMENT TOTALS				
YEAR	eRecording	Counter/mail	Total Documents	Total Fees Collected
2014	4303	5431	9734	\$223,357.15
2015	5573	5194	10767	\$245,955.39
2016	5593	5219	10812	\$264,269.91
2017	6291	5313	11522	\$306,942.36




COUNTY CLERK & RECORDER

Elections Department



- Ensured precinct boundaries were correct to ensure voters know what district to properly submit their votes in
- Testing Of Uniform Voting System
- The Logic and Accuracy test passed
- Obtained a grant to help purchase two ballot drop boxes
- Jamie Schwab has joined the election team

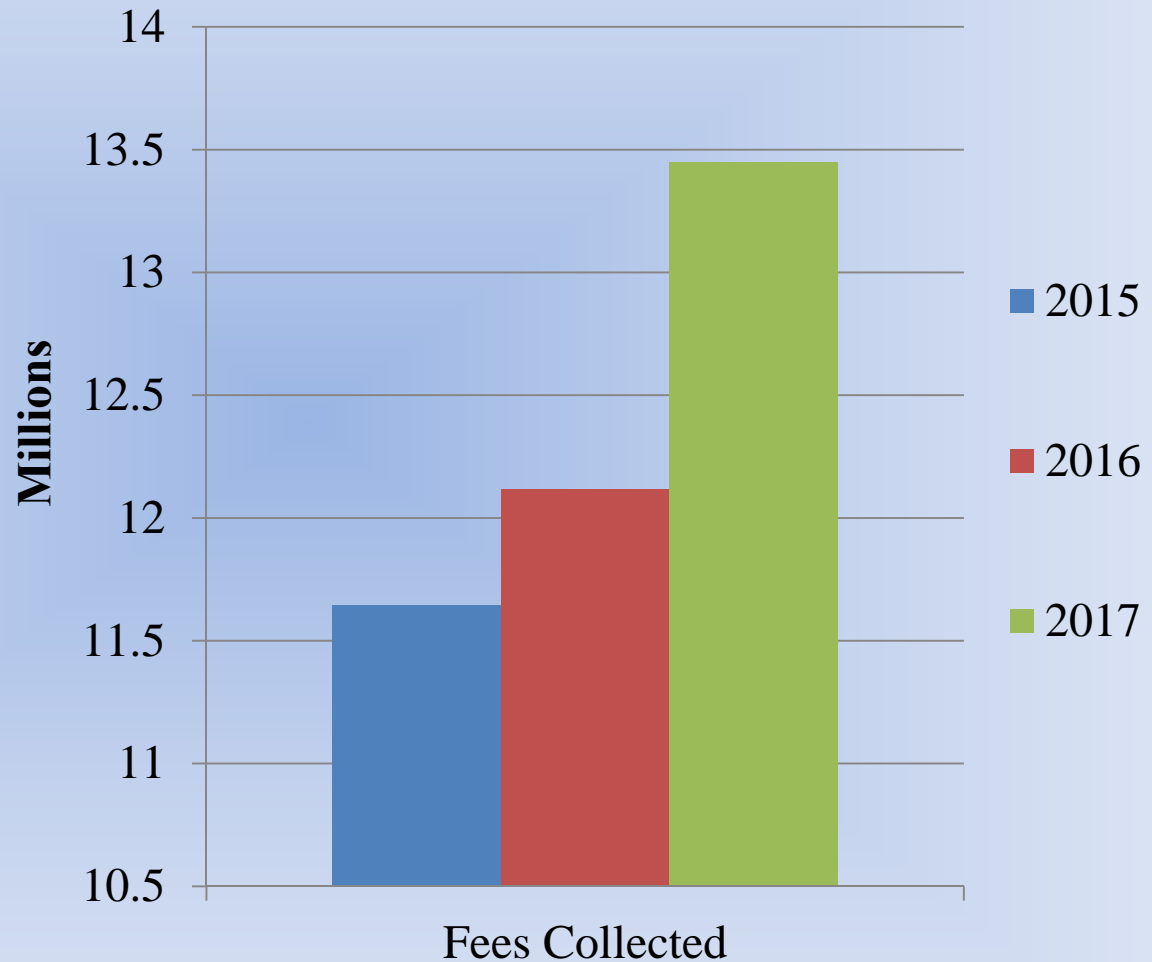


COUNTY CLERK & RECORDER



Collected
\$1,333,702.00
more than
2016;
\$844,788.00
stayed in
Fremont
County

Revenue



FREMONT COUNTY CORONER



Randy Keller

Staff:

Brinda Lloyd, CCDI
Chief Deputy Coroner

Joel Strickler, CCDI
Deputy Coroner

William Price, CCDI
Deputy Coroner

CORONER

Key Follow Up

The suicide rate in Fremont County was prominent in the news in 2015. Inaccurate rates of 34% were reported. The Office of the Coroner has been working to correctly report the accurate percentages to the news and relevant community organizations.

Year	Total Number of Deaths in County	Number of Suicides	Total Percentage of Suicides	Number of Suicides Excluding Prisoners and Non-residents	Percentage of Suicides Excluding Prisoners and Non-residents
2007	423	15	4%	11	3%
2008	443	21	5%	17	4%
2009	440	16	4%	12	3%
2010	447	12	3%	10	2%
2011	464	16	3%	11	2%
2012	475	11	2%	7	1%
2013	469	25	5%	20	4%
2014	474	16	3%	10	2%
2015	496	16	3%	13	3%
2016	492	22	4%	17	3%
2017	466	23	5%	16	3%

CORONER

Key Highlights:

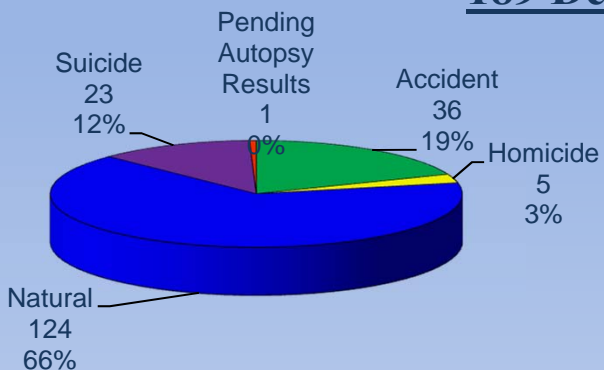
- **Recouped expenses incurred for investigations of deaths of persons in custody**
 - **Colorado Department of Corrections: \$13,775**
 - **Federal Bureau of Prisons: \$10,235**
- **Assisted Garfield County with the recovery of plane crash victims**
- **Received Homeland Security Grant for a regional mass casualty trailer to prepare Fremont County for mass casualty events**
- **Conducted 189 Death Investigations**



CORONER

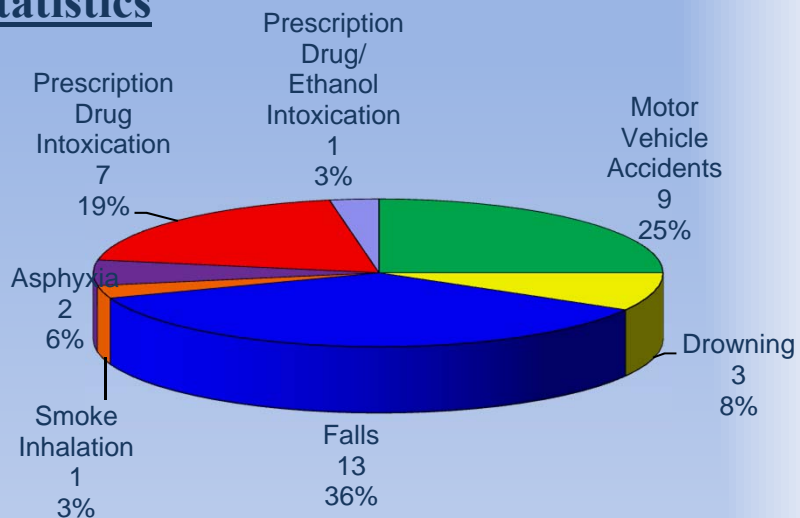
189 Death Investigation Statistics

Causes of Death*

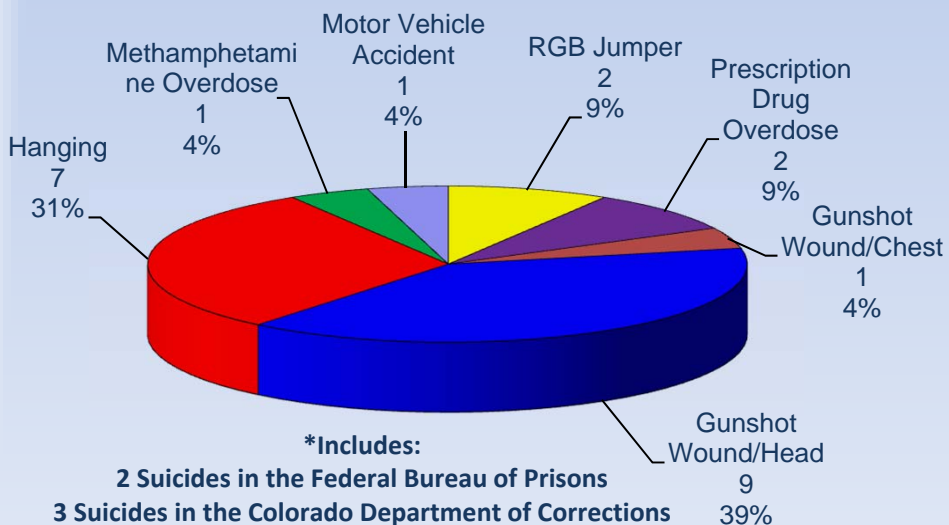


*Cause of death percentages represent the percentage of death investigations, not the percentage of total deaths in Fremont County.

36 Accidental Deaths Investigated



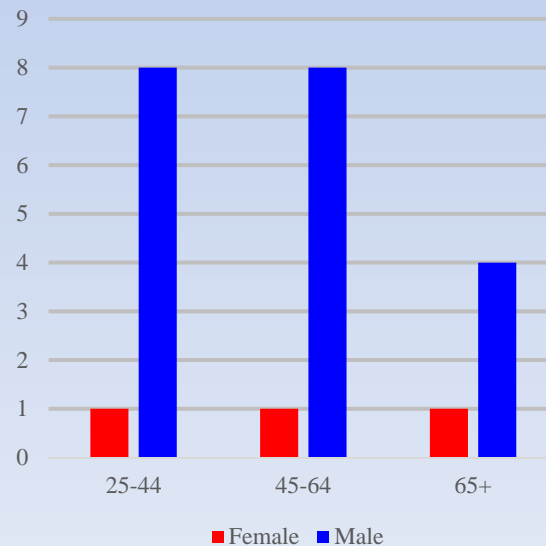
23 Suicides Investigated



*Includes:

2 Suicides in the Federal Bureau of Prisons
3 Suicides in the Colorado Department of Corrections

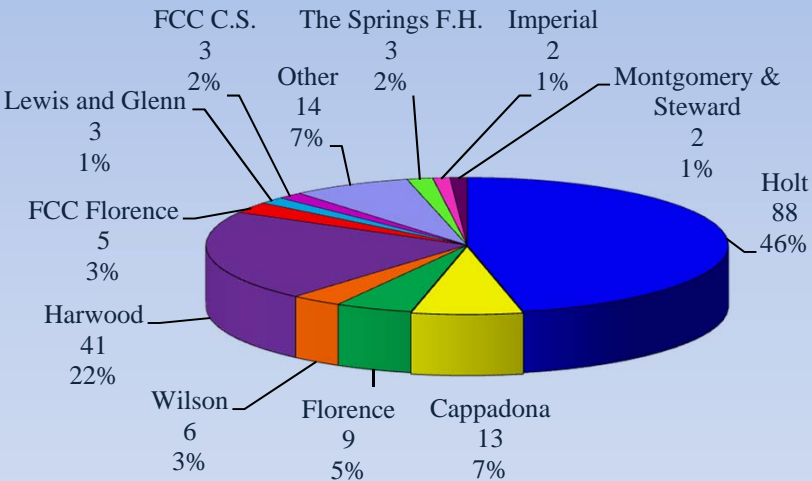
Suicides by Gender and Age Range



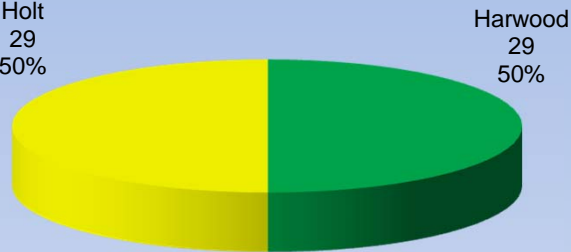
Funeral Home Utilization

Funeral Homes Utilized in All Deaths Investigated by the Office of the Coroner

(Includes Family-directed, Coroner-selected, and DOC-required Funeral Home selection)



Funeral Home Utilization Directed By the Office of the Coroner*



* When a family is not present or does not select a funeral home, the Office of the Coroner rotates between county funeral home owners.



FREMONT COUNTY TREASURER & PUBLIC TRUSTEE



Kathy Elliott

TREASURER AND PUBLIC TRUSTEE

Key Highlights

Treasurer

Tax Collections:

- 31,857 tax notices being sent to the printer and being mailed
- Property taxes for 2017 payable in 2018
- Collected 99.5 percent of property taxes owed

Tax Lien Sale:

- Published 571 delinquent tax schedules
- 212 schedules paid by property owners
- 359 sold to investors at the tax lien sale

Tax Distributions:

- Prepared monthly reports for each entity and semi-annual reports of all funds for the Fremont County Commissioners
- Distributed taxes to all of Fremont County 's constituents (County, City , & Districts)

Documentation:

- 2300 Certificates of taxes due to title companies and lending institutions
- 230 Manufactured home authentications
- Issued 2600 certificates throughout 2017

Traffic Violations:

- Received 229 Tickets for Fremont County Sherriff for traffic violations
- 102 Tickets were paid
- 127 Tickets were referred to the courts

Public Trustee

Foreclosures:

- Processed 94 foreclosures of real estate deeds
- By state statute to allow lenders to obtain payment of loans or ownership of the collateral property

Releases of Deeds of Trust:

- Processed 2048 Releases of Deeds of Trust
- Removed lender's lien on an owner's property, when the loan obligation has been successfully satisfied

OPEN FOR QUESTIONS