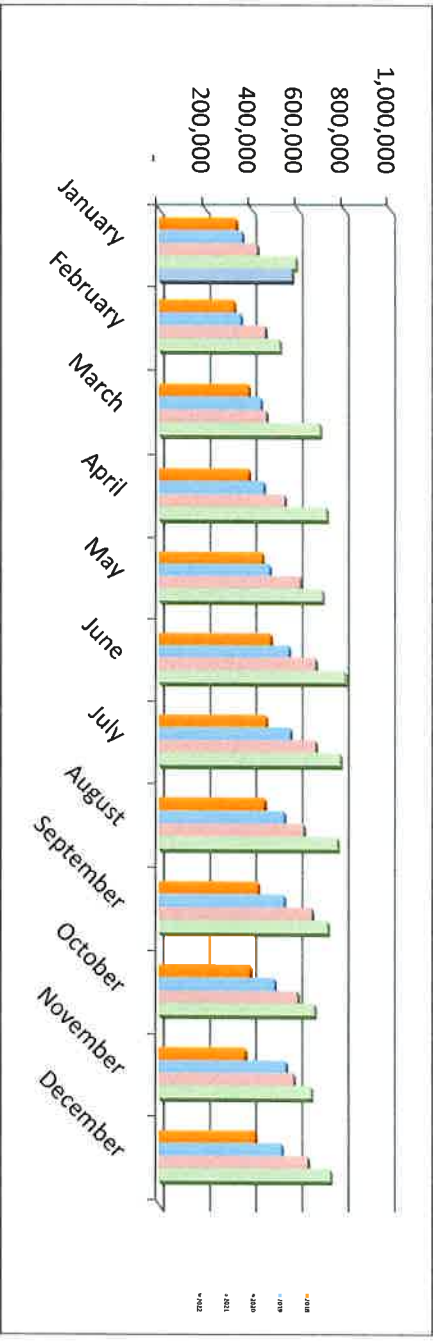


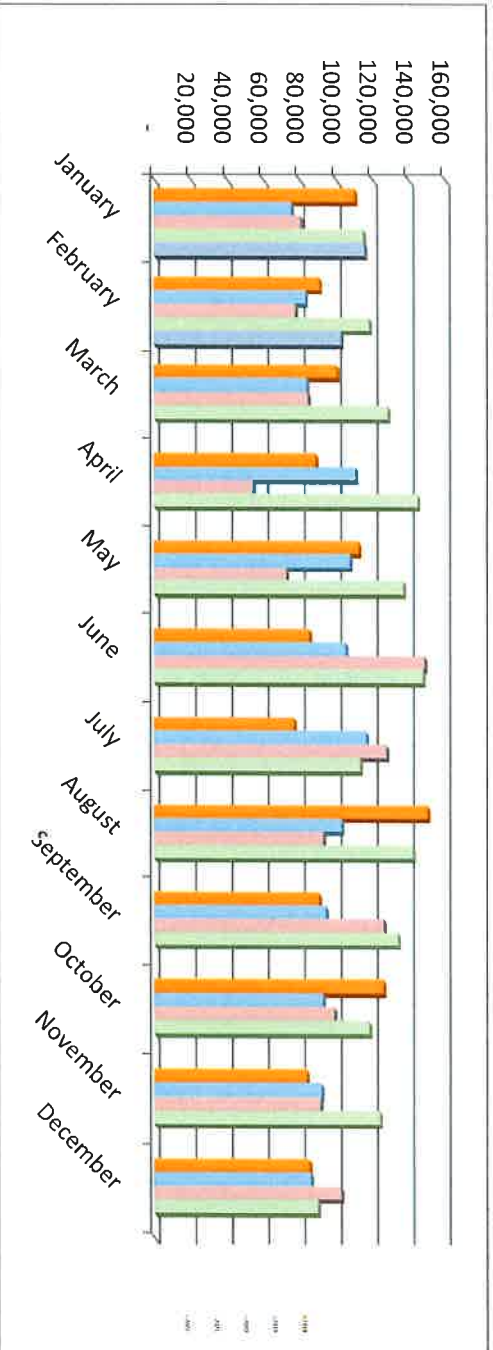
Fremont County, Colorado Retail Sales Tax Collections Through January 2022

	2018	2019	2020	2021	2022	2022-2021	2022 Budget
January	333,176	360,248	425,752	592,912	575,926	167,159	414,299
February	324,747	354,110	460,433	523,766		63,333	
March	388,366	441,083	465,333	697,671		232,339	
April	389,261	454,084	544,964	726,329		181,365	
May	447,659	479,743	612,024	708,272		96,248	
June	483,813	563,455	679,003	805,587		126,584	
July	463,638	569,527	679,285	785,756		106,471	
August	457,772	542,948	627,461	773,004		145,543	
September	431,122	542,979	663,155	732,232		69,077	
October	395,753	501,958	602,323	674,999		72,676	
November	373,590	552,053	585,502	660,429		74,927	
December	418,555	532,641	646,571	743,154		96,583	
	4,907,452	5,894,830	6,991,805	8,424,110	575,926	1,432,305	6,991,805



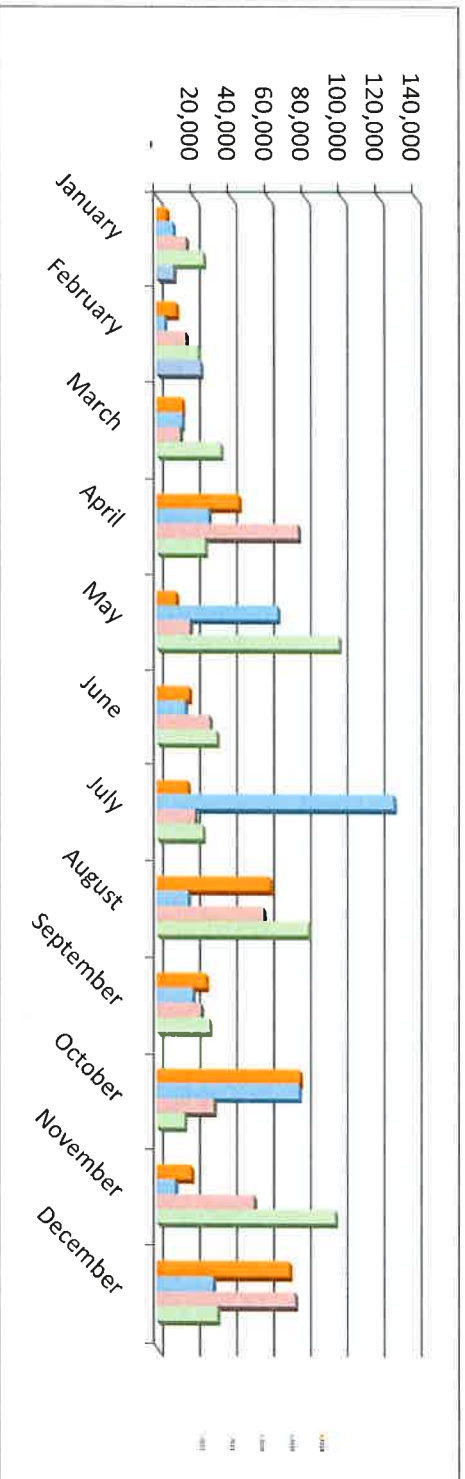
Fremont County, Colorado
Auto Use Tax Collections
Through February 2022

	2018	2019	2020	2021	2022	2022-2021	2022 Budget
January	110,746	75,810	80,944	115,407	116,103	696	
February	91,173	83,505	78,006	118,570	103,075	(15,495)	148,992
March	100,650	84,154	84,954	128,777			
April	89,206	111,057	54,640	145,252			
May	112,645	107,893	73,072	137,408			
June	85,544	105,577	149,045	148,120			
July	77,166	116,909	127,927	113,466			
August	150,696	103,234	93,200	142,678			
September	90,931	94,698	126,580	134,254			
October	126,247	92,979	99,204	118,464			
November	84,081	92,204	91,596	124,358			
December	85,542	86,427	103,009	90,256			
	1,204,627	1,154,448	1,162,178	1,517,011	219,178	(14,799)	70,186



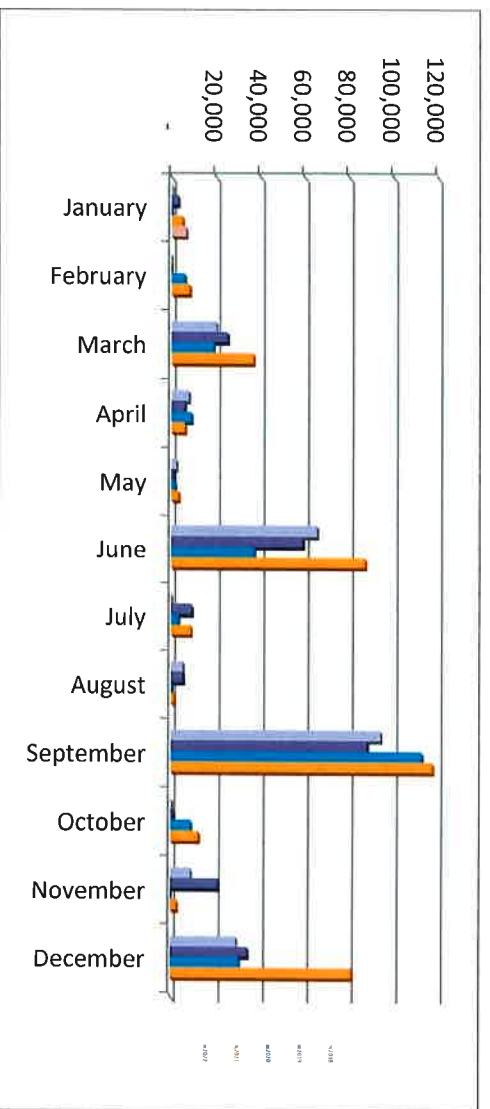
Fremont County, Colorado Construction Use Tax Collections Through February 2022

	2018	2019	2020	2021	2022	2022-2021	2022 Budget
January	5,546	8,907	16,037	25,264	9,232	(16,032)	
February	10,559	4,271	15,807	22,306	23,745	1,439	\$ 33,333
March	13,755	13,711	12,613	34,553			
April	44,270	28,017	76,446	26,039			
May	10,498	65,317	17,950	98,648			
June	17,432	15,274	28,704	32,389			
July	16,667	128,369	20,703	24,920			
August	61,144	16,861	57,780	82,050			
September	26,572	19,355	23,806	28,210			
October	77,262	76,831	30,721	14,969			
November	18,690	9,946	52,680	96,525			
December	71,664	30,451	74,866	32,685			
	374,061	417,308	428,113	518,559	32,977	(14,592)	(356)



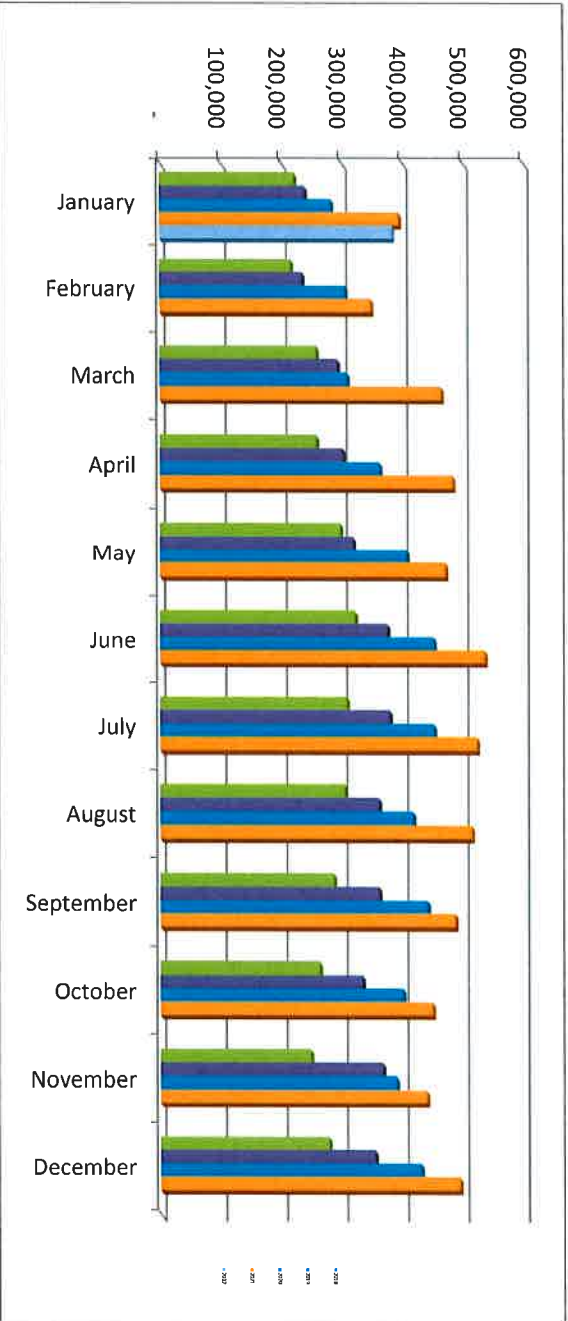
Fremont County, Colorado Lodging Tax Through January 2022

	2018	2019	2020	2021	2022	2022-2021
January	637	3,022	147	4,993	6,620	1,627
February	1	-	6,051	8,236		
March	20,165	25,316	18,932	36,936		
April	7,910	6,009	9,088	6,144		
May	2,433	1,429	1,768	3,300		
June	65,802	59,320	37,337	87,331		
July	188	9,285	3,285	8,908		
August	5,442	5,536	248	1,377		
September	94,458	88,346	112,962	117,748		
October	335	1,242	9,049	12,435		
November	9,030	21,446	-	2,762		
December	29,505	34,579	30,683	81,518		
TOTAL	235,905	255,528	229,551	371,687	6,620	1,627



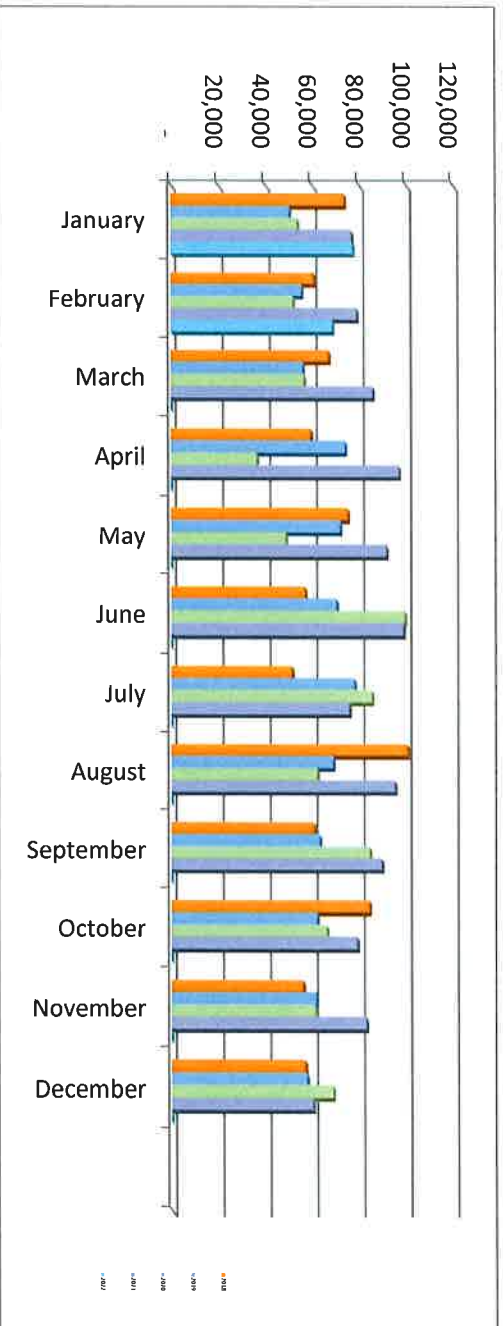
Fremont County, Colorado
Sheriff - Retail Sales Tax Collections
Through January 2022

	2018	2019	2020	2021	2022	2022-2021	2022 Budget
January	222,117	240,166	283,835	395,275	383,951	(11,324)	368,266
February	216,498	236,073	306,955	349,178			
March	258,910	294,056	310,222	465,114			
April	259,507	302,723	363,309	484,219			
May	298,440	319,829	408,016	472,181			
June	322,542	375,637	452,669	537,066			
July	309,092	379,685	452,856	523,837			
August	305,182	361,966	418,307	515,336			
September	287,415	361,986	442,103	488,155			
October	263,836	334,639	401,548	449,999			
November	249,060	368,035	390,335	440,286			
December	279,036	355,094	431,047	495,436			
	3,271,635	3,929,887	4,661,203	5,616,081	383,951	(11,324)	368,266



Fremont County, Colorado Sheriff - Auto Use Tax Collections Through February 2022

	2018	2019	2020	2021	2022	2022-2021	2022
January	73,830	50,540	53,962	76,938	77,402	464	Budget
February	60,782	55,670	52,004	79,047	68,717	(10,330)	132,437
March	67,100	56,103	56,636	85,851			
April	59,471	74,038	36,427	96,835			
May	75,097	71,929	48,715	91,605			
June	57,030	70,385	99,363	98,747			
July	51,444	77,939	85,285	75,644			
August	100,464	68,822	62,133	95,119			
September	60,621	63,132	84,387	89,502			
October	84,165	61,986	66,136	78,976			
November	56,054	61,470	61,066	82,905			
December	57,028	57,618	68,673	60,171			
	803,085	769,632	774,786	1,011,341	146,119	(9,866)	13,682



Fremont County, Colorado
Sheriff - Construction Use Tax Collections
Through February 2022

	2018	2019	2020	2021	2022	2022-2021	2022 Budget
January	3,698	5,938	10,663	16,807	6,155	(10,652)	
February	7,039	2,847	10,538	14,870	15,722	852	35,958
March	9,170	9,191	8,408	23,035			
April	29,513	18,678	50,964	26,039			
May	6,999	43,544	11,967	65,765			
June	11,622	10,183	18,994	21,461			
July	11,112	85,579	13,802	16,133			
August	40,686	11,240	39,246	52,710			
September	17,715	12,871	16,354	18,734			
October	51,508	51,220	20,480	9,980			
November	12,460	6,631	35,128	64,293			
December	47,776	20,301	49,910	15,381			
	249,297	278,224	286,456	345,210	21,877	(9,801)	#VALUE!

