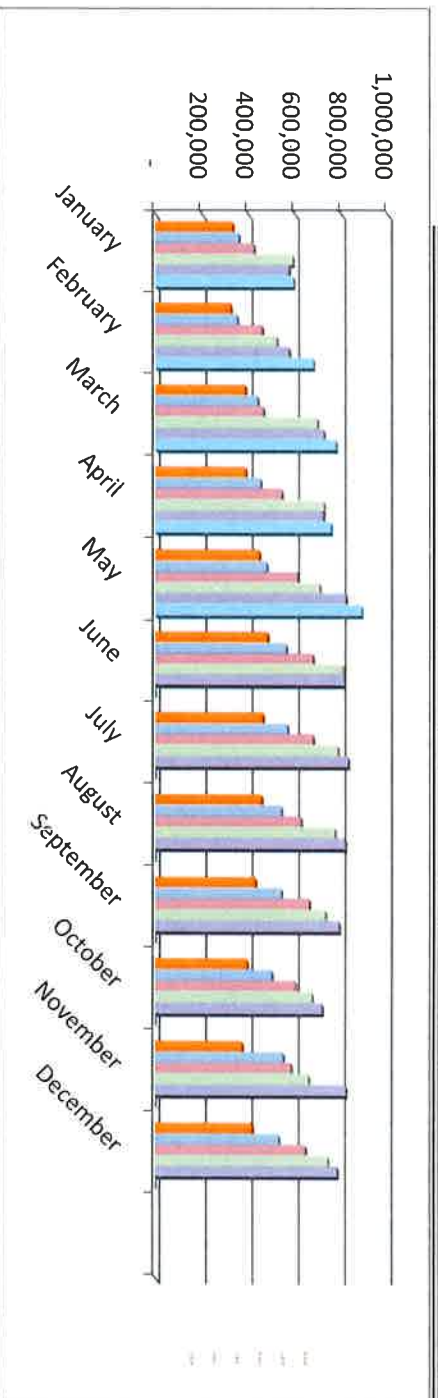


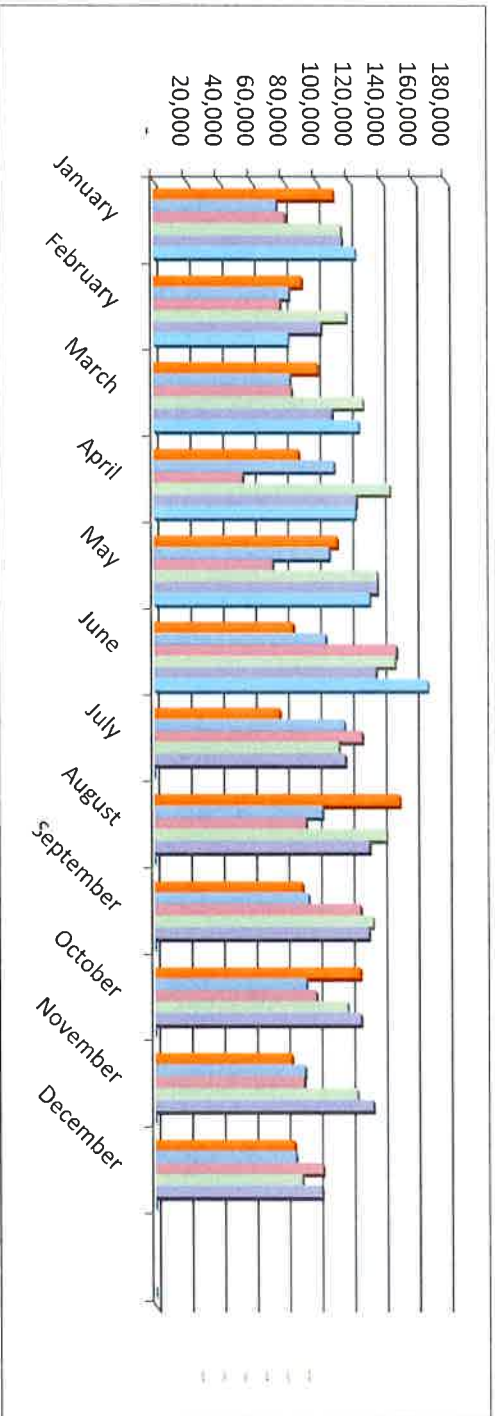
Fremont County, Colorado Retail Sales Tax Collections Through May 2023

	2018	2019	2020	2021	2022	2023	2022-2023	2023 Budget
January	333,176	360,248	425,752	592,912	575,926	595,851	19,926	
February	324,747	354,110	460,433	523,766	575,755	680,384	104,629	
March	388,366	441,083	465,333	697,671	725,037	777,369	52,332	
April	389,261	454,084	544,964	726,329	723,082	755,788	32,706	
May	447,659	479,743	612,024	708,272	820,761	887,734	66,973	3,291,667
June	483,813	563,455	679,003	805,587	814,247	-	-	
July	463,638	569,527	679,285	785,756	830,627	-	-	
August	457,772	542,948	627,461	773,004	817,316	-	-	
September	431,122	542,979	663,155	732,232	791,189	-	-	
October	395,753	501,958	602,323	674,999	718,310	-	-	
November	373,590	552,053	585,502	660,429	820,668	-	-	
December	418,555	532,641	646,571	743,154	783,361	-	-	
	4,907,452	5,894,830	6,991,805	8,424,110	8,996,279	3,697,126	276,566	405,461



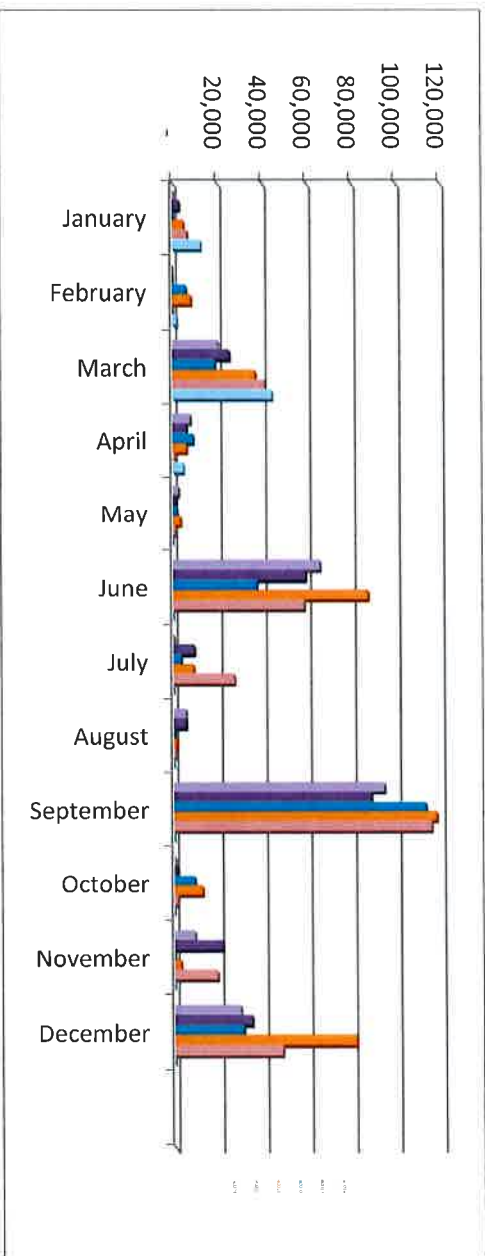
Fremont County, Colorado Auto Use Tax Collections Through June 2023

	2018	2019	2020	2021	2022	2023	2022-2023	2023 Budget
January	110,746	75,810	80,944	115,407	116,103	124,250	8,147	
February	91,173	83,505	78,006	118,570	103,075	82,933	(20,142)	
March	100,650	84,154	84,954	128,777	109,872	126,405	16,533	
April	89,206	111,057	54,640	145,252	124,591	124,051	(540)	
May	112,645	107,893	73,072	137,408	137,364	132,664	(4,700)	
June	85,544	105,577	149,045	148,120	136,504	168,397	31,893	587,500
July	77,166	116,909	127,927	113,466	117,423	-	-	
August	150,696	103,234	93,200	142,678	132,254	-	-	
September	90,931	94,698	126,580	134,254	131,773	-	-	
October	126,247	92,979	99,204	118,464	126,711	-	-	
November	84,081	92,204	91,596	124,358	134,094	-	-	
December	85,542	86,427	103,009	90,256	102,404	-	-	
	1,204,627	1,154,448	1,162,178	1,517,011	1,472,169	758,700	31,191	171,200



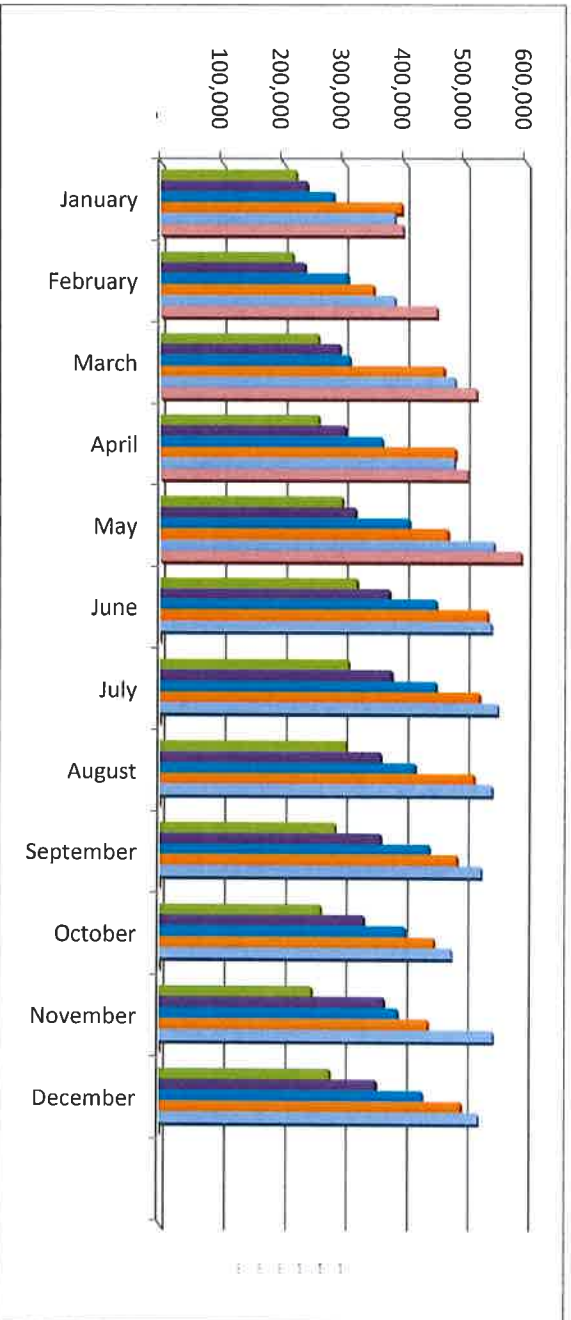
Fremont County, Colorado Lodging Tax Through May 2023

	2018	2019	2020	2021	2022	2023	2022-2023
January	637	3,022	147	4,993	6,620	12,632	6,012
February	1	-	6,051	8,236	90	1,901	1,811
March	20,165	25,316	18,932	36,936	41,145	44,471	3,326
April	7,910	6,009	9,088	6,144	829	4,787	3,958
May	2,433	1,429	1,768	3,300	815	-	(815)
June	65,802	59,320	37,337	87,331	58,746	-	-
July	188	9,285	3,285	8,908	27,259	-	-
August	5,442	5,536	248	1,377	611	-	-
September	94,458	88,346	112,962	117,748	115,392	-	-
October	335	1,242	9,049	12,435	1,277	-	-
November	9,030	21,446	-	2,762	19,005	-	-
December	29,505	34,579	30,683	81,518	48,200	-	-
	235,905	255,528	229,551	371,687	319,988	63,791	14,292



Fremont County, Colorado
Sheriff - Retail Sales Tax Collections
Through May 2023

	2018	2019	2020	2021	2022	2023	2022-2023	2023 Budget
January	222,117	240,166	283,835	395,275	383,951	397,234	13,283	
February	216,498	236,073	306,955	349,178	383,837	453,590	69,753	
March	258,910	294,056	310,222	465,114	483,358	518,246	34,888	
April	259,507	302,723	363,309	484,219	482,055	503,852	21,797	
May	298,440	319,829	408,016	472,181	547,174	591,822	44,648	2,375,000
June	322,542	375,637	452,669	537,066	542,831	-	-	
July	309,092	379,685	452,856	523,837	553,751	-	-	
August	305,182	361,966	418,307	515,336	544,877	-	-	
September	287,415	361,986	442,103	488,155	527,459	-	-	
October	263,836	334,639	401,548	449,999	478,873	-	-	
November	249,060	368,035	390,335	440,286	547,112	-	-	
December	279,036	355,094	431,047	495,436	522,241	-	-	
	3,271,635	3,929,887	4,661,203	5,616,081	5,997,520	2,464,744	184,369	89,744



Fremont County, Colorado Sheriff - Auto Use Tax Collections Through June 2023

	2018	2019	2020	2021	2022	2023	2022-2023	2023 Budget
January	73,830	50,540	53,962	76,938	77,402	82,833	5,431	
February	60,782	55,670	52,004	79,047	68,717	55,288	(13,429)	
March	67,100	56,103	56,636	85,851	97,644	84,270	(13,374)	
April	59,471	74,038	36,427	96,835	83,061	82,701	(360)	
May	75,097	71,929	48,715	91,605	91,576	88,443	(3,133)	
June	57,030	70,385	99,363	98,747	91,003	112,265	21,262	400,000
July	51,444	77,939	85,285	75,644	78,282	-		
August	100,464	68,822	62,133	95,119	88,169	-		
September	60,621	63,132	84,387	89,502	87,849	-		
October	84,165	61,986	66,136	78,976	84,474	-		
November	56,054	61,470	61,066	82,905	89,396	-		
December	57,028	57,618	68,673	60,171	68,404	-		
	803,085	769,632	774,786	1,011,341	1,005,977	505,799	(3,604)	105,799

