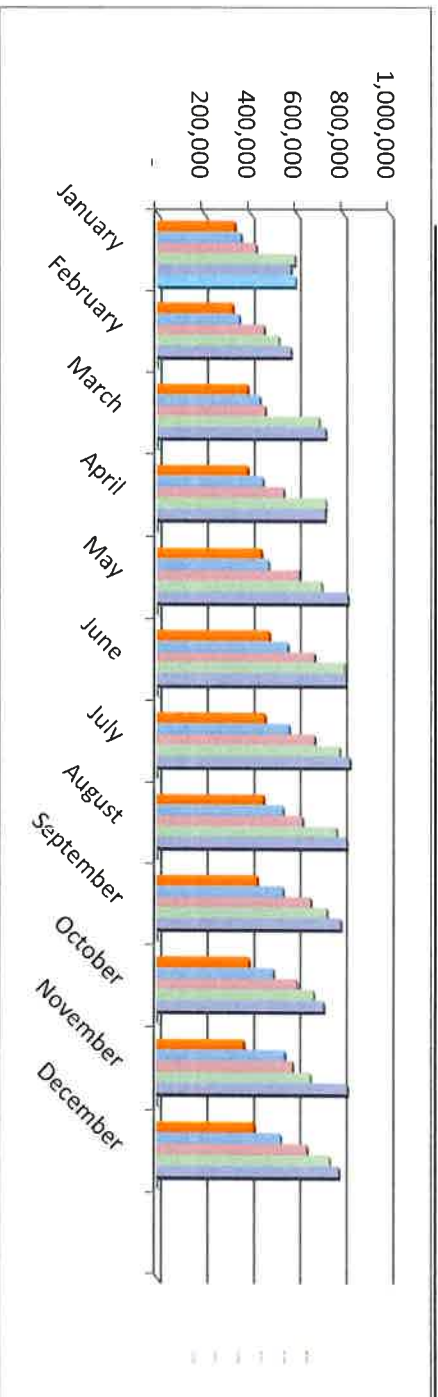


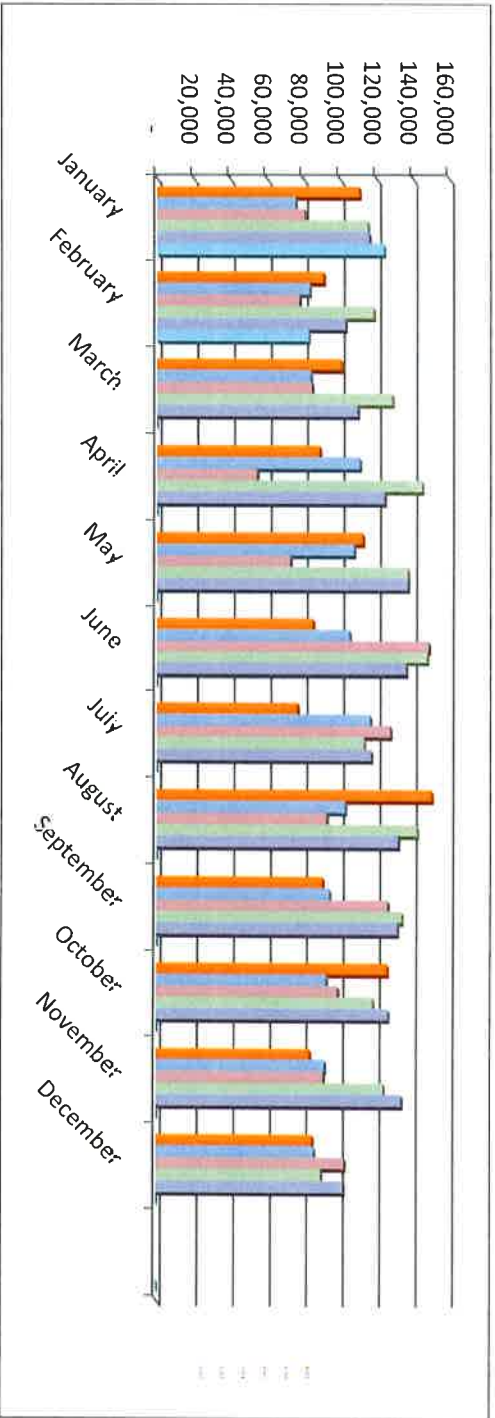
## Fremont County, Colorado Retail Sales Tax Collections Through January 2023

	2018	2019	2020	2021	2022	2023	2022-2023	2023 Budget
January	333,176	360,248	425,752	592,912	575,926	595,851	19,926	658,333
February	324,747	354,110	460,433	523,766	575,755	-	-	-
March	388,366	441,083	465,333	697,671	725,037	-	-	-
April	389,261	454,084	544,964	726,329	723,082	-	-	-
May	447,659	479,743	612,024	708,272	820,761	-	-	-
June	483,813	563,455	679,003	805,587	814,247	-	-	-
July	463,638	569,527	679,285	785,756	830,627	-	-	-
August	457,772	542,948	627,461	773,004	817,316	-	-	-
September	431,122	542,979	663,155	732,232	791,189	-	-	-
October	395,753	501,958	602,323	674,999	718,310	-	-	-
November	373,590	552,053	585,502	660,429	820,668	-	-	-
December	418,555	532,641	646,571	743,154	783,361	-	-	-
	<b>4,907,452</b>	<b>5,894,830</b>	<b>6,991,805</b>	<b>8,424,110</b>	<b>8,996,279</b>	<b>595,851</b>	<b>19,926</b>	<b>(62,478)</b>



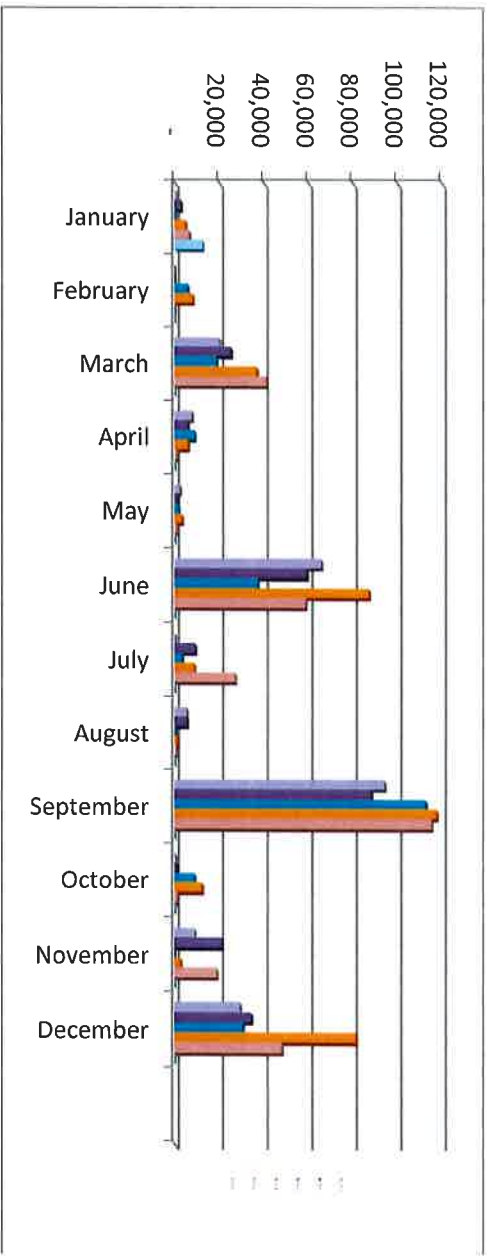
## Fremont County, Colorado Auto Use Tax Collections Through February 2023

	2018	2019	2020	2021	2022	2023	2022-2023	2023
January	110,746	75,810	80,944	115,407	116,103	124,250	8,147	
February	91,173	83,505	78,006	118,570	103,075	82,933	(20,142)	195,833
March	100,650	84,154	84,954	128,777	109,872	-		
April	89,206	111,057	54,640	145,252	124,591	-		
May	112,645	107,893	73,072	137,408	137,364	-		
June	85,544	105,577	149,045	148,120	136,504	-		
July	77,166	116,909	127,927	113,466	117,423	-		
August	150,696	103,234	93,200	142,678	132,254	-		
September	90,931	94,698	126,580	134,254	131,773	-		
October	126,247	92,979	99,204	118,464	126,711	-		
November	84,081	92,204	91,596	124,358	134,094	-		
December	85,542	86,427	103,009	90,256	102,404	-		
	<b>1,204,627</b>	<b>1,154,448</b>	<b>1,162,178</b>	<b>1,517,011</b>	<b>1,472,169</b>	<b>207,183</b>	<b>(11,995)</b>	<b>11,350</b>
								<b>Budget</b>



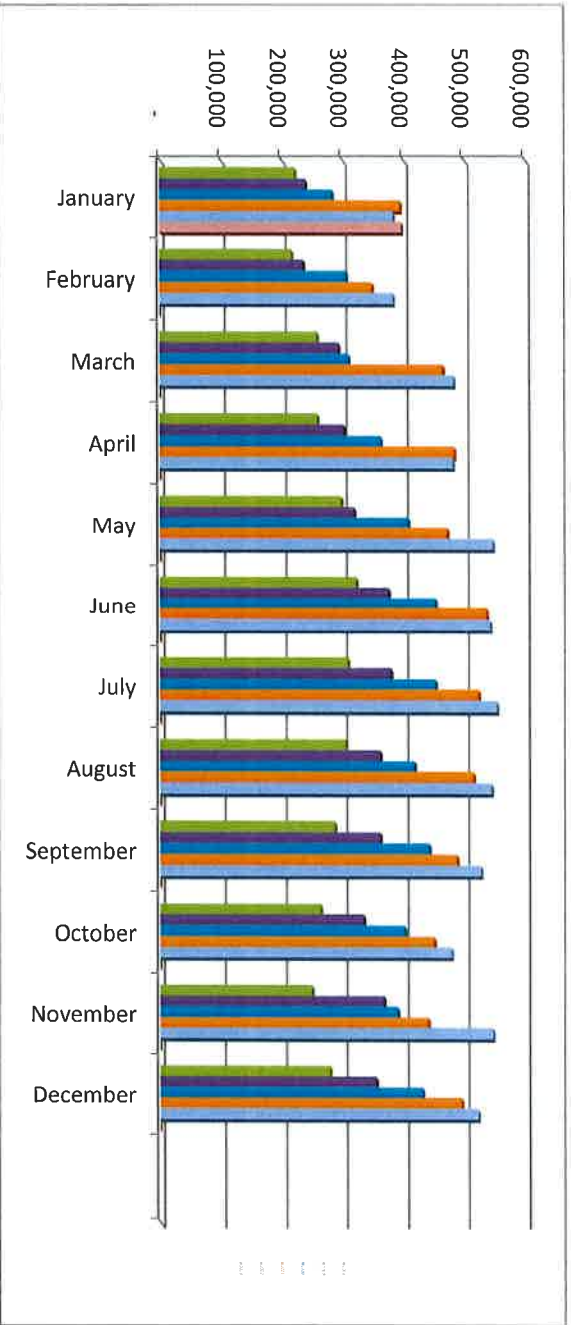
## Fremont County, Colorado Lodging Tax Through January 2023

	2018	2019	2020	2021	2022	2023	2022-2023
January	637	3,022	147	4,993	6,620	12,632	6,012
February	1	-	6,051	8,236	90	-	(90)
March	20,165	25,316	18,932	36,936	41,145	-	(41,145)
April	7,910	6,009	9,088	6,144	829	-	(829)
May	2,433	1,429	1,768	3,300	815	-	(815)
June	65,802	59,320	37,337	87,331	58,746	-	(58,746)
July	188	9,285	3,285	8,908	27,259	-	(27,259)
August	5,442	5,536	248	1,377	611	-	(611)
September	94,458	88,346	112,962	117,748	115,392	-	(115,392)
October	335	1,242	9,049	12,435	1,277	-	(1,277)
November	9,030	21,446	-	2,762	19,005	-	(19,005)
December	29,505	34,579	30,683	81,518	48,200	-	(48,200)
	<b>235,905</b>	<b>255,528</b>	<b>229,551</b>	<b>371,687</b>	<b>319,988</b>	<b>12,632</b>	<b>(307,356)</b>



**Fremont County, Colorado**  
**Sheriff - Retail Sales Tax Collections**  
**Through January 2023**

	2018	2019	2020	2021	2022	2023	2022-2023	2023
January	222,117	240,166	283,835	395,275	383,951	397,234	13,283	475,000
February	216,498	236,073	306,955	349,178	383,837	-	-	-
March	258,910	294,056	310,222	465,114	483,358	-	-	-
April	259,507	302,723	363,309	484,219	482,055	-	-	-
May	298,440	319,829	408,016	472,181	547,174	-	-	-
June	322,542	375,637	452,669	537,066	542,831	-	-	-
July	309,092	379,685	452,856	523,837	553,751	-	-	-
August	305,182	361,966	418,307	515,336	544,877	-	-	-
September	287,415	361,986	442,103	488,155	527,459	-	-	-
October	263,836	334,639	401,548	449,999	478,873	-	-	-
November	249,060	368,035	390,335	440,286	547,112	-	-	-
December	279,036	355,094	431,047	495,436	522,241	-	-	-
	<b>3,271,635</b>	<b>3,929,887</b>	<b>4,661,203</b>	<b>5,616,081</b>	<b>5,997,520</b>	<b>397,234</b>	<b>13,283</b>	<b>(77,766)</b>



**Fremont County, Colorado**  
**Sheriff - Auto Use Tax Collections**  
**Through February 2023**

	2018	2019	2020	2021	2022	2023	2022-2023	2023
January	73,830	50,540	53,962	76,938	77,402	82,833	5,431	
February	60,782	55,670	52,004	79,047	68,717	55,288	(13,429)	133,333
March	67,100	56,103	56,636	85,851	97,644	-	-	
April	59,471	74,038	36,427	96,835	83,061	-	-	
May	75,097	71,929	48,715	91,605	91,576	-	-	
June	57,030	70,385	99,363	98,747	91,003	-	-	
July	51,444	77,939	85,285	75,644	78,282	-	-	
August	100,464	68,822	62,133	95,119	88,169	-	-	
September	60,621	63,132	84,387	89,502	87,849	-	-	
October	84,165	61,986	66,136	78,976	84,474	-	-	
November	56,054	61,470	61,066	82,905	89,396	-	-	
December	57,028	57,618	68,673	60,171	68,404	-	-	
	<b>803,085</b>	<b>769,632</b>	<b>774,786</b>	<b>1,011,341</b>	<b>1,005,977</b>	<b>138,121</b>	<b>(7,998)</b>	<b>4,788</b>

