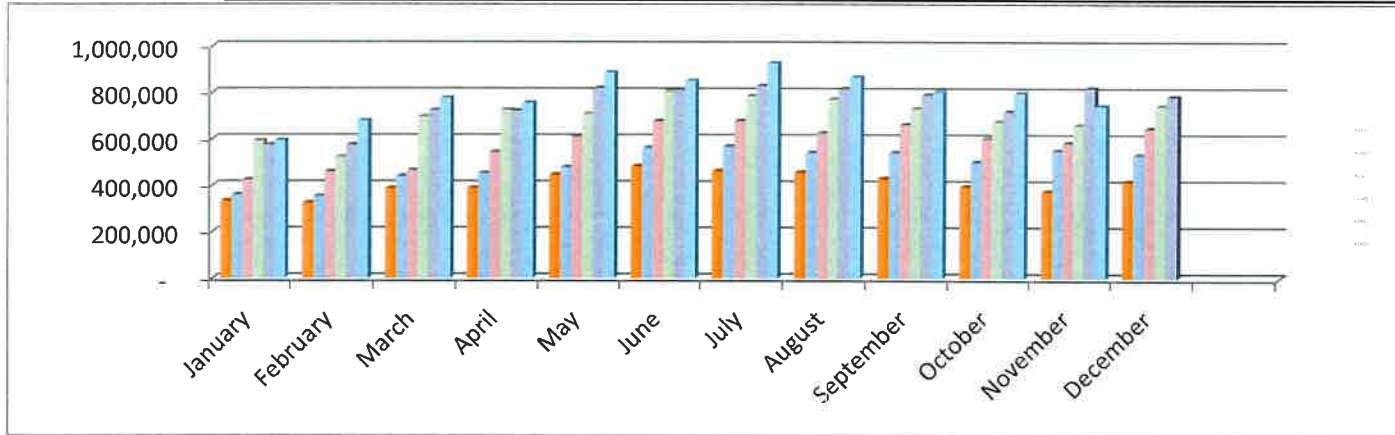


**Fremont County, Colorado**  
**Retail Sales Tax Collections**  
**Through November 2023**

	2018	2019	2020	2021	2022	2023	2022-2023	2023 Budget
<b>January</b>	333,176	360,248	425,752	592,912	575,926	595,851	19,926	
<b>February</b>	324,747	354,110	460,433	523,766	575,755	680,384	104,629	
<b>March</b>	388,366	441,083	465,333	697,671	725,037	777,369	52,332	
<b>April</b>	389,261	454,084	544,964	726,329	723,082	755,788	32,706	
<b>May</b>	447,659	479,743	612,024	708,272	820,761	887,734	66,973	
<b>June</b>	483,813	563,455	679,003	805,587	814,247	850,988	36,741	
<b>July</b>	463,638	569,527	679,285	785,756	830,627	928,185	97,558	
<b>August</b>	457,772	542,948	627,461	773,004	817,316	868,079	50,763	
<b>September</b>	431,122	542,979	663,155	732,232	791,189	803,102	11,913	
<b>October</b>	395,753	501,958	602,323	674,999	718,310	799,144	80,834	
<b>November</b>	373,590	552,053	585,502	660,429	820,668	743,896	(76,772)	7,241,667
<b>December</b>	418,555	532,641	646,571	743,154	783,361			
	<b>4,907,452</b>	<b>5,894,830</b>	<b>6,991,805</b>	<b>8,424,110</b>	<b>8,996,279</b>	<b>8,690,520</b>	<b>477,603</b>	<b>1,448,853</b>

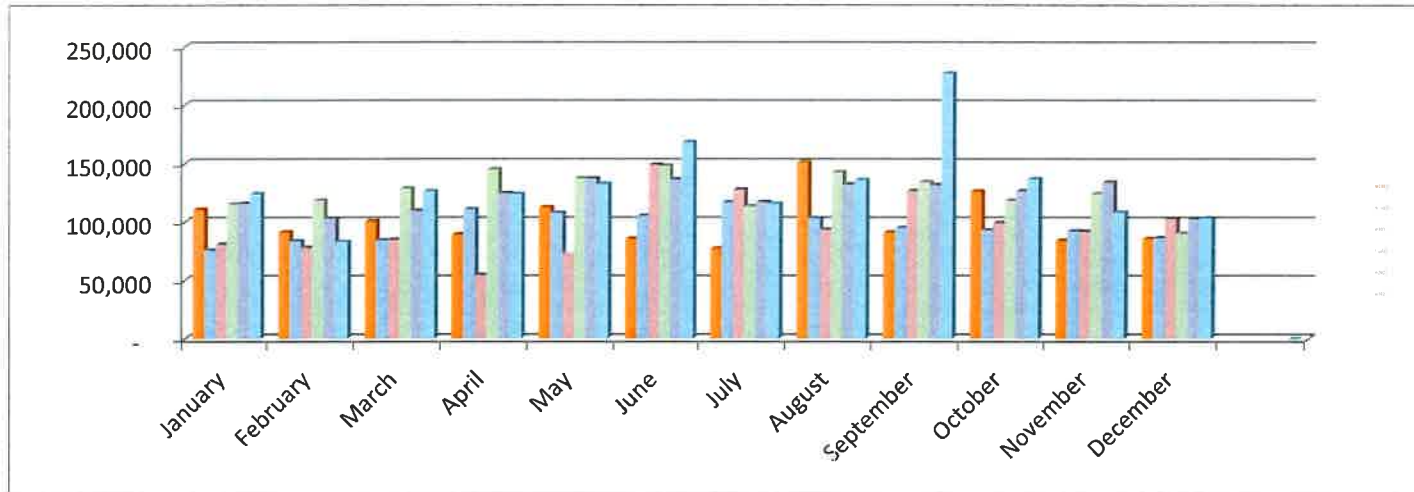


# Fremont County, Colorado

## Auto Use Tax Collections

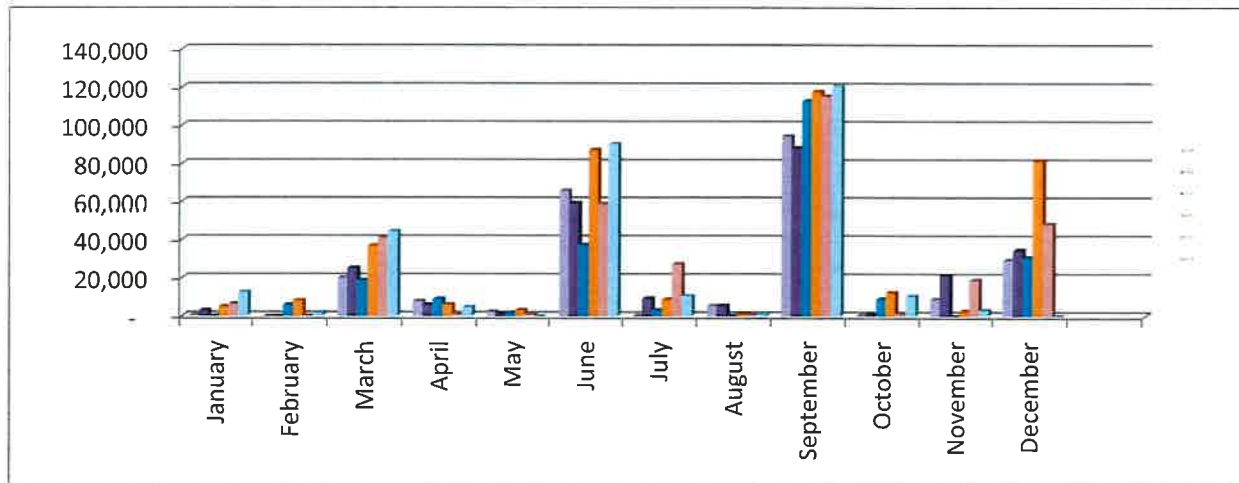
Through December 2023

	2018	2019	2020	2021	2022	2023	2022-2023	2023 Budget
January	110,746	75,810	80,944	115,407	116,103	124,250	8,147	
February	91,173	83,505	78,006	118,570	103,075	82,933	(20,142)	
March	100,650	84,154	84,954	128,777	109,872	126,405	16,533	
April	89,206	111,057	54,640	145,252	124,591	124,051	(540)	
May	112,645	107,893	73,072	137,408	137,364	132,664	(4,700)	
June	85,544	105,577	149,045	148,120	136,504	168,397	31,893	
July	77,166	116,909	127,927	113,466	117,423	115,709	(1,714)	
August	150,696	103,234	93,200	142,678	132,254	136,110	3,857	
September	90,931	94,698	126,580	134,254	131,773	227,497	95,724	
October	126,247	92,979	99,204	118,464	126,711	136,917	10,206	
November	84,081	92,204	91,596	124,358	134,094	108,353	(25,741)	
December	85,542	86,427	103,009	90,256	102,404	103,475	1,071	1,175,000
	<b>1,204,627</b>	<b>1,154,448</b>	<b>1,162,178</b>	<b>1,517,011</b>	<b>1,472,169</b>	<b>1,586,761</b>	<b>114,594</b>	<b>411,761</b>



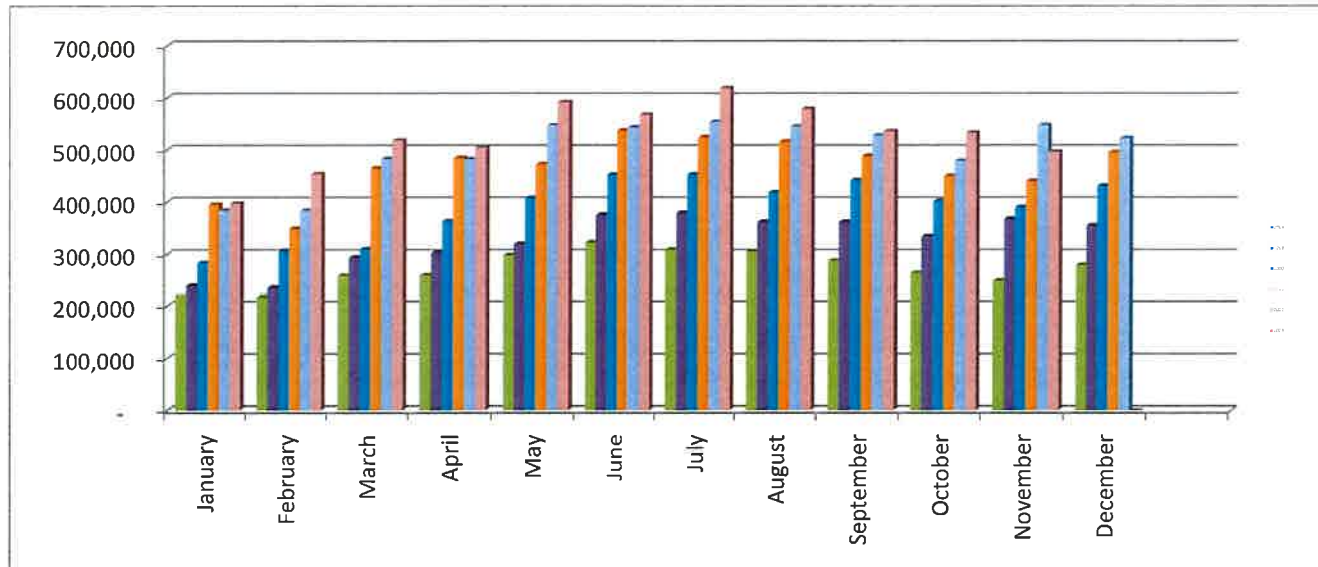
**Fremont County, Colorado**  
**Lodging Tax**  
**Through November 2023**

	2018	2019	2020	2021	2022	2023	2022-2023
<b>January</b>	637	3,022	147	4,993	6,620	12,632	6,012
<b>February</b>	1	-	6,051	8,236	90	1,901	1,811
<b>March</b>	20,165	25,316	18,932	36,936	41,145	44,471	3,326
<b>April</b>	7,910	6,009	9,088	6,144	829	4,787	3,958
<b>May</b>	2,433	1,429	1,768	3,300	815	-	(815)
<b>June</b>	65,802	59,320	37,337	87,331	58,746	90,403	31,657
<b>July</b>	188	9,285	3,285	8,908	27,259	10,609	(16,650)
<b>August</b>	5,442	5,536	248	1,377	611	1,015	404
<b>September</b>	94,458	88,346	112,962	117,748	115,392	120,631	5,238
<b>October</b>	335	1,242	9,049	12,435	1,277	10,681	9,404
<b>November</b>	9,030	21,446	-	2,762	19,005	3,230	(15,775)
<b>December</b>	29,505	34,579	30,683	81,518	48,200	-	-
	<b>235,905</b>	<b>255,528</b>	<b>229,551</b>	<b>371,687</b>	<b>319,988</b>	<b>300,360</b>	<b>28,571</b>



**Fremont County, Colorado**  
**Sheriff - Retail Sales Tax Collections**  
**Through November 2023**

	2018	2019	2020	2021	2022	2023	2022-2023	2023 Budget
<b>January</b>	222,117	240,166	283,835	395,275	383,951	397,234	13,283	
<b>February</b>	216,498	236,073	306,955	349,178	383,837	453,590	69,753	
<b>March</b>	258,910	294,056	310,222	465,114	483,358	518,246	34,888	
<b>April</b>	259,507	302,723	363,309	484,219	482,055	503,852	21,797	
<b>May</b>	298,440	319,829	408,016	472,181	547,174	591,822	44,648	
<b>June</b>	322,542	375,637	452,669	537,066	542,831	567,325	24,494	
<b>July</b>	309,092	379,685	452,856	523,837	553,751	618,790	65,038	
<b>August</b>	305,182	361,966	418,307	515,336	544,877	578,719	33,842	
<b>September</b>	287,415	361,986	442,103	488,155	527,459	535,402	7,942	
<b>October</b>	263,836	334,639	401,548	449,999	478,873	532,762	53,889	
<b>November</b>	249,060	368,035	390,335	440,286	547,112	495,931	(51,181)	5,225,000
<b>December</b>	279,036	355,094	431,047	495,436	522,241	-		
	<b>3,271,635</b>	<b>3,929,887</b>	<b>4,661,203</b>	<b>5,616,081</b>	<b>5,997,520</b>	<b>5,793,674</b>	<b>318,393</b>	<b>568,674</b>



**Fremont County, Colorado**  
**Sheriff - Auto Use Tax Collections**  
**Through December 2023**

	2018	2019	2020	2021	2022	2023	2022-2023	2023 Budget
<b>January</b>	73,830	50,540	53,962	76,938	77,402	82,833	5,431	
<b>February</b>	60,782	55,670	52,004	79,047	68,717	55,288	(13,429)	
<b>March</b>	67,100	56,103	56,636	85,851	97,644	84,270	(13,374)	
<b>April</b>	59,471	74,038	36,427	96,835	83,061	82,701	(360)	
<b>May</b>	75,097	71,929	48,715	91,605	91,576	88,443	(3,133)	
<b>June</b>	57,030	70,385	99,363	98,747	91,003	112,265	21,262	
<b>July</b>	51,444	77,939	85,285	75,644	78,282	77,140	(1,142)	
<b>August</b>	100,464	68,822	62,133	95,119	88,169	90,740	2,571	
<b>September</b>	60,621	63,132	84,387	89,502	87,849	151,665	63,816	
<b>October</b>	84,165	61,986	66,136	78,976	84,474	91,278	6,804	
<b>November</b>	56,054	61,470	61,066	82,905	89,396	72,236	(17,161)	
<b>December</b>	57,028	57,618	68,673	60,171	68,404	68,984	580	800,000
	<b>803,085</b>	<b>769,632</b>	<b>774,786</b>	<b>1,011,341</b>	<b>1,005,977</b>	<b>1,057,842</b>	<b>51,864</b>	<b>257,842</b>

