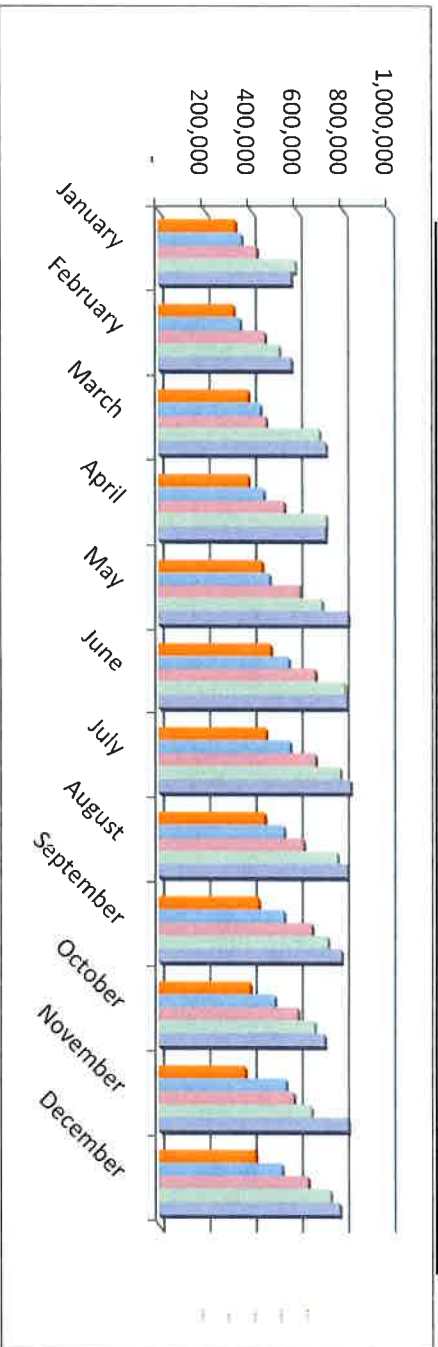


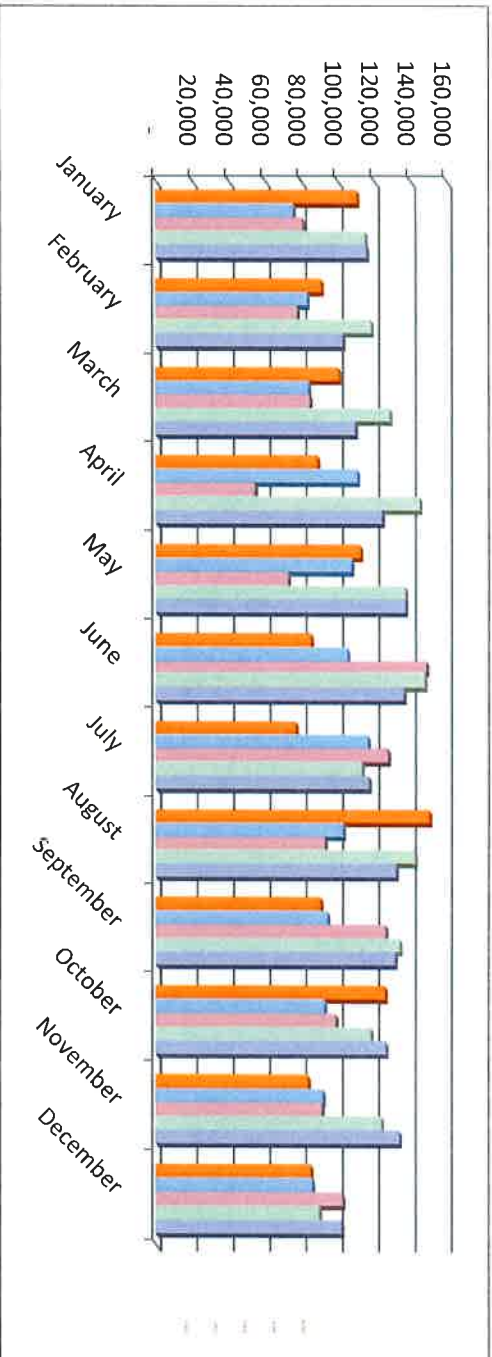
Fremont County, Colorado Retail Sales Tax Collections Through December 2022

	2018	2019	2020	2021	2022	2022-2021	2022 Budget
January	333,176	360,248	425,752	592,912	575,926	(16,986)	
February	324,747	354,110	460,433	523,766	575,755	51,989	
March	388,366	441,083	465,333	697,671	725,037	27,366	
April	389,261	454,084	544,964	726,329	723,082	(3,246)	
May	447,659	479,743	612,024	708,272	820,761	112,489	
June	483,813	563,455	679,003	805,587	814,247	8,660	
July	463,638	569,527	679,285	785,756	830,627	44,871	
August	457,772	542,948	627,461	773,004	817,316	44,312	
September	431,122	542,979	663,155	732,232	791,189	58,957	
October	395,753	501,958	602,323	674,999	718,310	43,311	
November	373,590	552,053	585,502	660,429	820,668	160,239	
December	418,555	532,641	646,571	743,154	783,361	40,207	7,550,147
	4,907,452	5,894,830	6,991,805	8,424,110	8,996,279	572,169	1,446,132



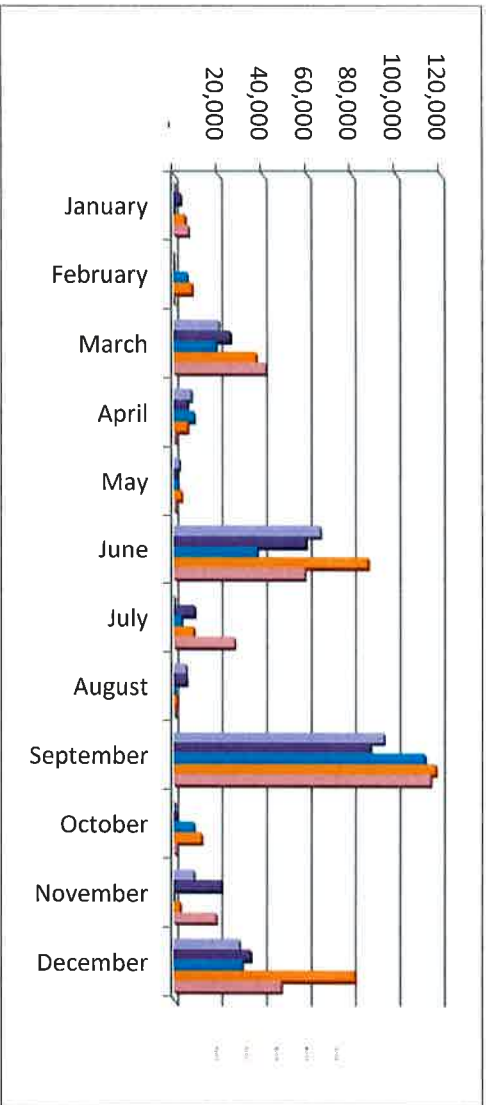
Fremont County, Colorado Auto Use Tax Collections Through December 2022

	2018	2019	2020	2021	2022	2022-2021	2022 Budget
January	110,746	75,810	80,944	115,407	116,103	696	
February	91,173	83,505	78,006	118,570	103,075	(15,495)	
March	100,650	84,154	84,954	128,777	109,872	(18,905)	
April	89,206	111,057	54,640	145,252	124,591	(20,661)	
May	112,645	107,893	73,072	137,408	137,364	(43)	
June	85,544	105,577	149,045	148,120	136,504	(11,616)	
July	77,166	116,909	127,927	113,466	117,423	3,957	
August	150,696	103,234	93,200	142,678	132,254	(10,425)	
September	90,931	94,698	126,580	134,254	131,773	(2,480)	
October	126,247	92,979	99,204	118,464	126,711	8,247	
November	84,081	92,204	91,596	124,358	134,094	9,736	
December	85,542	86,427	103,009	90,256	102,404	12,148	1,191,714
	1,204,627	1,154,448	1,162,178	1,517,011	1,472,169	(44,842)	280,455



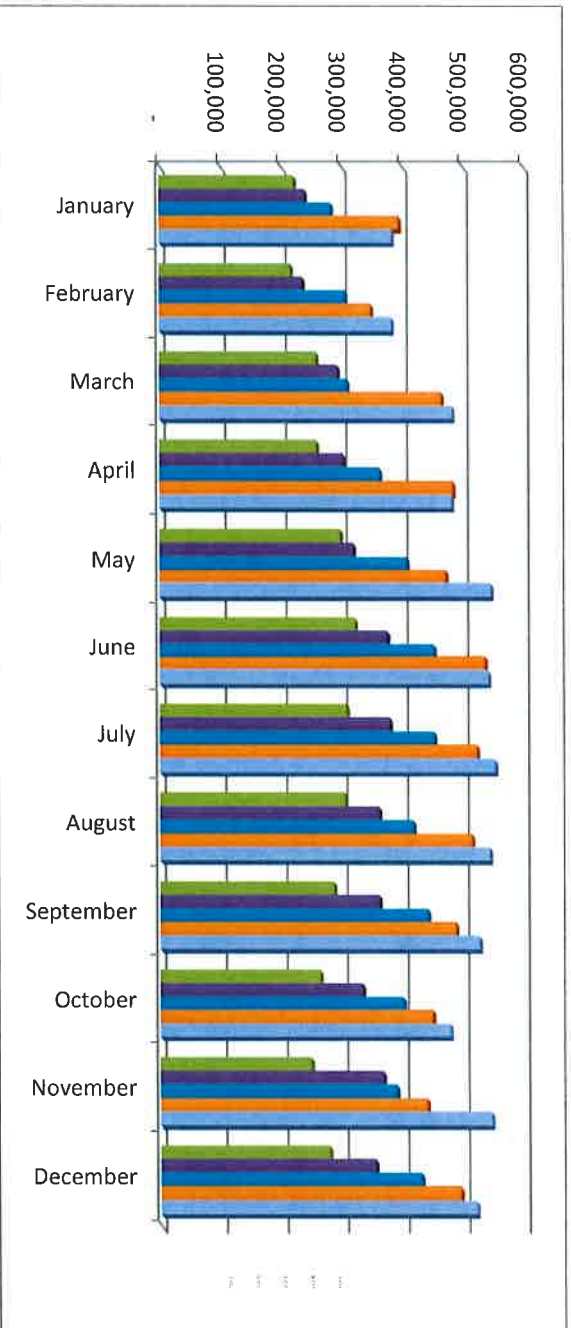
Fremont County, Colorado Lodging Tax Through December 2022

	2018	2019	2020	2021	2022	2022-2021
January	637	3,022	147	4,993	6,620	1,627
February	1	-	6,051	8,236	90	(8,146)
March	20,165	25,316	18,932	36,936	41,145	4,209
April	7,910	6,009	9,088	6,144	829	(5,316)
May	2,433	1,429	1,768	3,300	815	(2,485)
June	65,802	59,320	37,337	87,331	58,746	(28,584)
July	188	9,285	3,285	8,908	27,259	18,351
August	5,442	5,536	248	1,377	611	(766)
September	94,458	88,346	112,962	117,748	115,392	(2,356)
October	335	1,242	9,049	12,435	1,277	(11,158)
November	9,030	21,446	-	2,762	19,005	16,243
December	29,505	34,579	30,683	81,518	48,200	(33,318)
	235,905	255,528	229,551	371,687	319,988	(51,698)



Fremont County, Colorado
Sheriff - Retail Sales Tax Collections
Through December 2022

	2018	2019	2020	2021	2022	2022-2021	2022 Budget
January	222,117	240,166	283,835	395,275	383,951	(11,324)	
February	216,498	236,073	306,955	349,178	383,837	34,659	
March	258,910	294,056	310,222	465,114	483,358	18,244	
April	259,507	302,723	363,309	484,219	482,055	(2,164)	
May	298,440	319,829	408,016	472,181	547,174	74,993	
June	322,542	375,637	452,669	537,066	542,831	5,765	
July	309,092	379,685	452,856	523,837	553,751	29,914	
August	305,182	361,966	418,307	515,336	544,877	29,541	
September	287,415	361,986	442,103	488,155	527,459	39,305	
October	263,836	334,639	401,548	449,999	478,873	28,874	
November	249,060	368,035	390,335	440,286	547,112	106,826	
December	279,036	355,094	431,047	495,436	522,241	26,805	5,082,071
	3,271,635	3,929,887	4,661,203	5,616,081	5,997,520	381,439	915,449



Fremont County, Colorado
Sheriff - Auto Use Tax Collections
Through December 2022

	2018	2019	2020	2021	2022	2022-2021	2022 Budget
January	73,830	50,540	53,962	76,938	77,402	464	
February	60,782	55,670	52,004	79,047	68,717	(10,330)	
March	67,100	56,103	56,636	85,851	97,644	11,793	
April	59,471	74,038	36,427	96,835	83,061	(13,774)	
May	75,097	71,929	48,715	91,605	91,576	(29)	
June	57,030	70,385	99,363	98,747	91,003	(7,744)	
July	51,444	77,939	85,285	75,644	78,282	2,638	
August	100,464	68,822	62,133	95,119	88,169	(6,950)	
September	60,621	63,132	84,387	89,502	87,849	(1,654)	
October	84,165	61,986	66,136	78,976	84,474	5,498	
November	56,054	61,470	61,066	82,905	89,396	6,491	
December	57,028	57,618	68,673	60,171	68,404	8,233	794,622
	803,085	769,632	774,786	1,011,341	1,005,977	(5,364)	211,355

